



## City of Antigo

### Finance, Personnel & Legislative Committee Meeting

**Council Chambers**  
**City Hall, 700 Edison Street**

**Wednesday, October 15, 2025**  
**6:00 PM**

#### **Call to Order**

#### **Approval of Minutes**

1. Approve Minutes from the September 17, 2025 Meeting (Contingent Upon Completion)

#### **Discussion and Action May Occur on Any of the Following Agenda Items**

2. Add a Criminal Investigation Bureau (CIB) Fee to Any Fee that Requires a Background Check
3. Write Off Uncollectible Accounts Receivable Balances
4. Police In-Squad Video Upgrade Purchase for a Cost of \$50,000.00 to be Funded with Capital Improvement Funds
5. Grant Writer Discussion (Referred by Mayor Bauknecht)

#### **Any Other Matters Authorized by Law to be Considered**

#### **Adjournment**

Upon reasonable notice, efforts will be made to accommodate disabled individuals through appropriate aids and services. For additional information, contact the Clerk Treasurer's Office, 700 Edison Street, Antigo, Wisconsin 54409. (715) 623-3633 extension 100. Members of and possibly a quorum of members of other governmental bodies may be in attendance to gather information. Any governmental body other than that specifically referred to above will take no action.

**Date Posted: October 9, 2025**

**Thomas C. Bauknecht, Mayor**



Clerk-Treasurer  
City of Antigo  
700 Edison St.  
Antigo, WI 54409

**Date:** October 15, 2025  
**To:** Finance, Personnel & Legislative Committee  
**From:** Kaye Matucheski, Clerk-Treasurer/Finance Director  
**Subject:** Add a Criminal Investigation Bureau (CIB) Fee to Any Fee that Requires a Background Check

Background checks are completed by the Police Department for license applications such as alcohol and operator's licenses and the transient merchant permits. The transient merchant permit ordinance allows for the collection of the CIB fee in addition to the permit fee. Any other license or permit does not state the CIB is collected in addition to the fee.

The Police Department is going to be charged these fees as they do background checks so the applicant should be reimbursing the City. For any ordinance that requires a background check, I would request the CIB is added to cost of the permit.

**Fiscal Impact:** Minimal

**Recommendation:** Add a Criminal Investigation Bureau (CIB) Fee to Any Fee that Requires a Background Check

**Attachments:**  
None



Clerk-Treasurer  
City of Antigo  
700 Edison St.  
Antigo, WI 54409

**Date:** October 15, 2025  
**To:** Finance, Personnel & Legislative Committee  
**From:** Kaye Matucheski, Clerk-Treasurer/Finance Director  
**Subject:** Write Off Uncollectible Accounts Receivable Balances

After reviewing the outstanding accounts receivable balances due to the City with the City Attorney, we are requesting permission to write off the following accounts as uncollectible:

Travis Bowman	8-21-23	\$592.48	Damage to City Property
Saige Corso	5-22-24	\$485.16	Guardrail Damage
Thomas Miller	1-23-24	\$220.01	Sign Damage
Sarah Weber	2-22-24	\$104.90	Sign Damage

Several attempts have been made to collect these balances with no response. Due to the small amount due and the likelihood of collecting is slim, we do not believe it would be in the City's best interest to pursue these with small claims court and incur more charges.

Even if they are written off the general ledger, we will still try to attempt to collect these if the opportunity ever arises.

If you approve writing these off, they will be forwarded to Council. Should you have any questions, please feel free to contact me.

**Fiscal Impact:** \$1,402.55

**Recommendation:** Approve the write offs

**Attachments:**  
None



# ANTIGO POLICE DEPARTMENT

DANIEL DULEY  
CHIEF OF POLICE  
DDULEY@ANTIGO-CITY.ORG

KYLE RUSTICK  
CAPTAIN  
KRUSTICK@ANTIGO-CITY.ORG

October 8, 2025

I have been informed by Motorola Solutions that four of our squad car video systems are at their end of life and are no longer supported, thus parts may be hard to find. I have also been informed that Motorola Solutions will stop providing support for our on-premises servers as of 2028. Motorola Solutions is moving customers to their cloud-based solution.

I would like to replace the four squad car video systems with their new squad car video system which is their M500 system.

With this purchase, I wish to request to switch to Motorola Solutions cloud-based service for our squad car video storage. With cloud-based service, we would receive Motorola Solutions Command Central Plus service for five years that would include an upgrade for audio, video, and still picture redactions, and transcription. This upgrade would also migrate our two current video storage servers to the cloud-based solution.

One of the new videos systems will be installed as part of our normal squad changeover. We would have an additional cost for removal of old systems and installation of three of the M500 systems in our remaining three squad cars.

Cost of Motorola Solutions upgrade would be: \$47,850.00

Cost of removal and installation by Belco would be: \$2,150.00

The total cost of the project is: \$50,000.00

The cost of the project would be covered by Capital Improvement funds from the squad video fund of \$39,505 and a transfer of \$10,495.00 from the radar unit fund to the squad video fund to cover the entire cost of the project.

I request approval to purchase the four new Motorola Solutions M500 video systems with an upgrade to the cloud-based service which includes Command Central Plus features plus removal and installation of the systems.

If you have any questions, feel free to contact me.

Respectfully Submitted,

Daniel J. Duley  
Chief of Police  
Antigo Police Department

10/08/2025

ANTIGO POLICE DEPARTMENT  
840 CLERMONT ST  
ANTIGO, WI 54409

RE: Motorola Quote for (4) m500 CC DEMS

Dear Dan Duley,

Motorola Solutions is pleased to present ANTIGO POLICE DEPARTMENT with this quote for quality communications equipment and services. The development of this quote provided us the opportunity to evaluate your requirements and propose a solution to best fulfill your communications needs.

This information is provided to assist you in your evaluation process. Our goal is to provide ANTIGO POLICE DEPARTMENT with the best products and services available in the communications industry. Please direct any questions to Joseph Skrypkun at [Joseph.Skrypkun@motorolasolutions.com](mailto:Joseph.Skrypkun@motorolasolutions.com).

We thank you for the opportunity to provide you with premier communications and look forward to your review and feedback regarding this quote.

Sincerely,

Joseph Skrypkun

Billing Address:  
 ANTIGO POLICE DEPARTMENT  
 840 CLERMONT ST  
 ANTIGO, WI 54409  
 US

Quote Date:10/08/2025  
 Expiration Date:12/07/2025  
 Quote Created By:  
 Joseph Skrypkun  
 Joseph.Skrypkun@  
 motorolasolutions.com

End Customer:  
 ANTIGO POLICE DEPARTMENT  
 Dan Duley  
 dduley@antigo-city.org  
 (715) 627-6472

Contract: 39497 - M500 PROMO  
 AGREEMENT: WG AGREEMENT

### Summary:

This Motorola quote is based on and subject to the terms and conditions of the valid and executed written contract between Customer and Motorola (the "Underlying Agreement") that authorizes Customer to purchase equipment and/or services or license software (collectively "Products"). If no Underlying Agreement exists between Motorola and Customer, then the following Motorola's Standard Terms of use and Purchase Terms and Conditions govern the purchase of the Products which is found at <http://www.motorolasolutions.com/product-terms>

Line #	Item Number	Description	Qty	Term	Sale Price	Ext. Sale Price
	M500					
1	WGB-0700A	M500 IN-CAR SYSTEM FRONT/ PASSENGER CAM	4		\$3,720.00	\$14,880.00
2	WGB-0191A	HIFI MIC NMUTABLE KIT W BKTS, CAT5 CABLE	4		\$360.00	\$1,440.00
3	WGB-0189A	MTIK CONF KIT,802.11AC,M500POE,5GHZA NT	4		\$328.00	\$1,312.00
4	WGP02225-130-KIT	BRKT4RE DISP/VISTA/CAMVR POST 2020+EXPL	2		Included	Included
5	WGP02225-200-KIT	BRKT4RE DISP/HMIC/ZCAM +CHARGER KIT	1		Included	Included
6	WGP02225-650-KIT2	BRACKET DISP/VISTA/CAMVR POST 2025+EXPL	1		Included	Included
7	LSV07S05296A	5Y ESSENTIAL - M500	4	5 YEARS	\$850.50	\$3,402.00
8	WGP01566-350	ACCESS POINT, MIKROTIK, 802.11AC, 5GHZ	1		\$200.00	\$200.00
9	WGP01567	BRKT KIT POINT UNIVERSAL J- MOUNT	1		\$20.00	\$20.00



Any sales transaction following Motorola's quote is based on and subject to the terms and conditions of the valid and executed written contract between Customer and Motorola (the "Underlying Agreement") that authorizes Customer to purchase equipment and/or services or license software (collectively "Products"). If no Underlying Agreement exists between Motorola and Customer, then Motorola's Standard Terms of Use and Motorola's Standard Terms and Conditions of Sales and Supply shall govern the purchase of the Products.  
 Motorola Solutions, Inc.: 500 West Monroe, United States - 60661 ~ #: 36-1115800

Line #	Item Number	Description	Qty	Term	Sale Price	Ext. Sale Price
CommandCentral DEMS						
10	SSV00S05158A	COMMANDCENTRAL DEMS PLUS SERVICE*	5	5 YEAR	\$1,980.00	\$9,900.00
11	SSV00S05161A	COMMANDCENTRAL DEMS UNLIMITED STORAGE PER IN-CAR VIDEO CAMERA*	10	5 YEAR	\$1,020.00	\$10,200.00
12	SSV00S03682A	INTEGRATION: CC EVIDENCE TO COMMUNITY*	1	5 YEAR	\$0.00	\$0.00
13	SSV00S03753A	INTEGRATION: RESPONDER TO EVIDENCE*	1	5 YEAR	\$0.00	\$0.00
14	WGW00166-100	EL4 TO VIDEOMANAGER EL DATA MIGRATION SERVICE, PER TB OF DATA	5		\$100.00	\$500.00
15	PSV00S05487A	MOBILE VIDEO REMOTE CLOUD DEPLOYMENT	1		\$3,200.00	\$3,200.00
16	WGA00760-KIT	HIFI MICROPHONE KIT, BLUETOOTH, UNMUTE	4		\$699.00	\$2,796.00

Subtotal \$60,187.52

Total Discount Amount \$12,337.52

**Grand Total \$47,850.00(USD)**

**Pricing Metric :**  
 Price is indicative of the following -  
 # of Devices - 5



## Pricing Summary

		Payment Term	Upfront Sale Price	
<b>Upfront Costs*</b>				
			\$27,750.00	
<b>Upfront Subscription Fee</b>				
	CommandCentral DEMS	Annually	\$4,020.00	
<b>Sub Total:</b>			<b>\$31,770.00</b>	
		Payment Term	Sale Price	Annual Sale Price
<b>Year 2 Subscription Fee</b>				
	CommandCentral DEMS	Annually	\$4,020.00	\$4,020.00
<b>Year 3 Subscription Fee</b>				
	CommandCentral DEMS	Annually	\$4,020.00	\$4,020.00
<b>Year 4 Subscription Fee</b>				
	CommandCentral DEMS	Annually	\$4,020.00	\$4,020.00
<b>Year 5 Subscription Fee</b>				
	CommandCentral DEMS	Annually	\$4,020.00	\$4,020.00
<b>Sub Total:</b>			<b>\$16,080.00</b>	
<b>Grand Total System Price (Inclusive of Upfront and Annual Costs)</b>			<b>\$47,850.00</b>	

*\*Upfront costs include the cost of Hardware, Accessories and Implementation, where applicable.*

### Notes:

- The Pricing Summary is a breakdown of costs and does not reflect the frequency at which you will be invoiced.
- Additional information is required for one or more items on the quote for an order.
- Unless otherwise noted, this quote excludes sales tax or other applicable taxes (such as Goods and Services Tax, sales tax, Value Added Tax and other taxes of a similar nature). Any tax the customer is subject to will be added to invoices.
- Unless otherwise noted in this quote / order, installation of equipment is not included.



## M500 IN-CAR VIDEO SYSTEM SOLUTION DESCRIPTION

The M500 In-Car Video System is the first AI-enabled in-car video solution for law enforcement. It combines Motorola's powerful camera technology with our industry-leading digital evidence management software, VideoManager, to deliver high-quality digital evidence and real-time analytics.

The M500 offers the following benefits:

- Delivers exceptionally clear, evidence-grade video, from inside and outside the vehicle
- The M500 has three high-definition cameras, mounted on the front and rear windshield and in the cabin. The front camera has a 4K sensor, with an ultra high-definition recording resolution that captures both wide-angle and focused video streams. The cabin camera's infrared illumination allows backseat recording in total darkness, and a built-in microphone captures audio in the vehicle during recording.
- Works reliably, even in challenging situations
- The cameras and processor are small, rugged devices, easily and securely installed where they do not hinder any line of sight. They are tamper proof and built to withstand significant impact and severe weather conditions. Even if a vehicle is in a serious collision, the Uninterruptible Power Supply automatically kicks in to continue capturing evidence for those critical extra seconds.
- Protects video data, whether in transit or at rest
- The powerful core processor, with a 1 terabyte drive, securely stores all video footage, encrypting the data to prevent cyber threats.
- Provides users a reliable, easy-to-learn system
- Ease of use is at the heart of the M500. The interface is highly intuitive, and any feature can be accessed with no more than three touches of the control panel. Users can start a recording manually or program sensors to activate a recording when triggered – such as a siren, blue lights, vehicle speed, crash detection, wireless microphones, and more. After the recording starts and is categorized, everything is automated, including the uploading of footage to the system's evidence management software, VideoManager. There, recordings are easily managed, redacted, organized, and shared with all authorized parties, including first responders, fleet managers, investigative officers, supervisors, prosecutors, and legal teams.
- Increases efficiency
- The system's software makes it easy to search and analyze video footage, which can save countless hours for users and minimize human error.
- Promotes trust
- By providing a clear record of incidents that occur while officers are on duty, the M500 promotes trust between public safety agents and the communities they serve.
- Integrates seamlessly with other Motorola technologies
- The M500 offers additional benefits when working in conjunction with Motorola's V700 Body-Worn Camera or L5M License Plate Recognition camera and VehicleManager.
  - When used with the V700, the M500 in-car video system triggers the V700 to record at the same time. Officers can focus on the situation at hand, while the cameras – working together as a seamless system – capture synchronized recording from multiple vantage points. The footage is uploaded to and can be reviewed on the same system.



- When used with the L5M, both the LPR camera and the M500 feed their collected license plate data into Vigilant VehicleManager and display the information on a single interface. Working together, the systems increase coverage while maintaining ease of use through a shared user interface and database.

The M500 is a reliable and comprehensive mobile video solution that will enhance safety, promote accountability, and improve efficiency. It ensures that you always have the critical information needed for smarter, faster decisions to help keep officers and the communities they serve safe.



## STATEMENT OF WORK - MOBILE VIDEO PRODUCTS NEW SYSTEM

### OVERVIEW

This Statement of Work (SOW) outlines the responsibilities of Motorola Solutions, Inc. (Motorola) and the Customer for the implementation of body-worn camera(s), in-car video system(s), interview recording system(s) and/or your digital evidence management solution. For the purpose of this SOW, the term "Motorola" may refer to our affiliates, subcontractors, or certified third-party partners. A third party has been identified as our Motorola-certified installer and will work on Motorola's behalf to install your in-car video system(s).

This SOW addresses the responsibilities of Motorola and the Customer that are relevant to the implementation of the hardware and software components listed in the Solutions Description. Any changes or deviations from this SOW must be mutually agreed upon by Motorola and the Customer and will be addressed in accordance with the change provisions of the Contract. The Customer acknowledges any changes or deviations from this SOW may incur additional cost.

Motorola and the Customer will work to complete their respective responsibilities in accordance with the Project Schedule. Any changes to the Project Schedule must be mutually agreed upon by both parties in accordance with the change provisions of the Contract.

Unless specifically stated, Motorola will perform the work remotely. The Customer will provide Motorola personnel with access to their network and facilities so Motorola is able to fulfill its obligations. All work will be performed during normal business hours based on the Customer's time zone (Monday through Friday from 8:00 a.m. to 5:00 p.m.).

The number and type of software subscription licenses, products, or services provided by Motorola are specifically listed in the Contract and referenced in the SOW. Services & Products provided under this SOW are governed by the mutually executed Contract between the parties, or Motorola's Master Customer Agreement and applicable addenda ("Contract").

### AWARD, ADMINISTRATION, AND PROJECT INITIATION

Project Initiation and Planning will begin following the execution of the Contract between Motorola and the Customer. At the conclusion of Project Planning, Motorola's Project Manager (PM) will begin status meetings and provide status reports on a regular cadence with the Customer's PM. The status report will provide a summary of activities completed, activities planned, progress against the project schedule, items of concern requiring attention, as well as, potential project risks and agreed upon mitigation actions.

Motorola utilizes Google Meet as its teleconference tool. If the Customer desires to use an alternative teleconferencing tool, any costs incurred from the use of this alternate teleconferencing tool will be the responsibility of the Customer.

### FBI-CJIS SECURITY POLICY – CRIMINAL JUSTICE INFORMATION

#### CJIS Security Policy Compliance

Motorola believes our solution is not in scope of the FBI-CJIS Security Policy (CJISSECPOL) based on the definition in Section 4 of CJISSECPOL and how the FBI-CJIS defines Criminal Justice Information. However, Motorola does design its products with the CJISSECPOL security controls as a guide. Motorola's design and



features support best practice security controls and policy compliance. In the event of a CJIS technical audit request, Motorola will support the Customer throughout this process.

### **Personnel Security – Background Screening**

Motorola will assist the Customer with completing the CJIS Security Policy Section Personnel Security related to authorized personnel background screening when requested to do so by the Customer. Based on the Personnel Security section of the CJISSECPOL, a Motorola employee is defined as someone who is required to be on the Customer's property with unescorted access to unencrypted CJI. Motorola employees will also have access to the Customer's network(s) and stored information and Motorola has remote access tools to support virtual escorted access to on-premises customer assets.

Additionally, Motorola performs independent criminal background investigations including name based background checks, credential and educational vetting, credit checks, U.S. citizen and authorized worker identity verification on its employees.

Motorola will support the Customer in the event of a CJIS audit request to validate employees assigned to the project requiring CJISSECPOL Personnel Security screening and determine whether this list is up to date and accurate. Motorola will notify the Customer within 24 hours or next business day of a personnel status change.

### **Security Awareness Training**

Motorola requires all employees who will support the Customer to undergo Level 3 Security Awareness Training provided by Peak Performance and their CJIS online training platform. If the Customer does not have access to these records, Motorola can facilitate proof of completion. If the Customer requires additional and/or separate training, Motorola will work with the Customer to accommodate this request at an additional cost.

### **CJIS Security Addendum**

Motorola requires all employees directly supporting the Customer to sign the CJIS Security Addendum if required to do so by the Customer.

#### **Third Party Installer**

The Motorola-certified third-party installer (if applicable) will work independently with the Customer to complete the CJISSECPOL Personnel Security checks, complete Security Awareness Training and execute the CJIS Security Addendum.

### **COMPLETION CRITERIA**

The project is considered complete once Motorola has completed all responsibilities listed in this SOW. The Customer's task completion will occur based on the Project Schedule to ensure Motorola is able to complete all tasks without delays. Motorola will not be held liable for project delays due to incomplete Customer tasks.

The Customer must provide Motorola with written notification if they do not accept the completion of Motorola responsibilities. Written notification must be provided to Motorola within ten (10) business days of task completion. The project will be deemed accepted if no written notification is received within ten (10) business days.

In the absence of written notification for non-acceptance, beneficial use will occur thirty (30) days after functional demonstration of the system.



## SUBSCRIPTION SERVICE PERIOD

If the contracted system includes a subscription, the subscription service period will begin upon the Customer's receipt of credentials for access or for hardware, upon shipment of the hardware. The provision and use of the subscription service is governed by the Contract.

## PROJECT ROLES AND RESPONSIBILITIES OVERVIEW

### Motorola Project Roles and Responsibilities

The Motorola Project Team will be assigned to the project under the direction of the Motorola Project Manager. Each team member will be engaged in different phases of the project as necessary. Some team members will be multi-disciplinary and may fulfill more than one role.

In order to maximize effectiveness, the Motorola Project Team will provide various services remotely by teleconference, web-conference, or other remote method in order to fulfill our commitments as outlined in this SOW.

Our experience has shown customers who take an active role in the operational and educational process of their system realize user adoption sooner and achieve higher levels of success with system operation. The subsections below provide an overview of each Motorola Project Team Member.

### Project Manager (PM)

The PM will be the principal business representative and point of contact for Motorola. The PM's responsibilities may include but are not limited to:

- Manage Motorola responsibilities related to the delivery of the project.
- Maintain the Project Schedule, and manage assigned Motorola personnel, subcontractors, and suppliers as applicable.
- Coordinate schedules of assigned Motorola personnel, subcontractors, and suppliers as applicable.
- Conduct equipment inventory.
- Discovery validation
- Maintain project communications with the Customer.
- Identify and manage project risks.
- Coordinate collaboration of Customer resources to minimize project delays.
- Evaluate project status against Project Schedule.
- Conduct status meetings on mutually agreed upon dates to discuss project status.
- Provide timely responses to Customer inquiries and issues related to project progress.
- Conduct daily status calls with the Customer during Go-Live.

### Post Sales Engineer

The Post Sales Engineer will work with the Customer's Project Team on:

- System provisioning.
- Data Migration
- Contracted data migration between two disparate digital evidence management systems (if applicable, additional fees may apply).



**Field Engineer (FE)**

The FE will work with the Customer's Project Team on:

- Inspect installation and configure hardware devices.
- Provide instructions to the Customer on how to configure the hardware.
- Review Deployment Checklist with the Customer.
- Develop and submit a Trip Report.
- Update Customer IP Map.

**Professional Services Engineer (if applicable)**

The Professional Services Engineer is engaged on projects that include integration between Motorola's digital evidence management system and the Customer's third-party software application. Their responsibilities include:

- Delivery of the interface between Motorola's digital evidence management system and the Customer's third-party software (e.g. CAD).

**Technical Trainer / Instructor**

The Technical Trainer / Instructor provides training on-site or remote depending on the training topic and deployment services purchased.

- Deliver provisioning education and guidance to the Customer for operating and maintaining their system.
- Provide product education as defined by this SOW and described in the Education Plan.

**Motorola-Certified Installer (if applicable)**

The Motorola-certified installer is primarily responsible for installing in-car video systems (ICVs) into Customer vehicles. There are specific requirements the 3rd party partner must meet in order to be considered a Motorola-certified installer, and they include the following:

- Required Training
- WTG0501 - M500 Vehicle Installation Certification (Remote) or WTG0503 - M500 Vehicle Installation Certification (Live)
- Needs to be renewed yearly.
- Needs to be submitted to the PM by the technician completing the installation no less than thirty (30) days prior to the installation.
- Review of any previous Motorola Solutions Technical Notifications (MTNs).
- Optional Training
- WGD00186 - M500 Installation Overview and Quick Start (NA)
- Not required for installation. Available for the installing technician.
- WGD00177 - M500 In-Car Video System Installation Guide
- Not required for installation. Available for the installing technician.
- MN010272A01 - M500 In-Car Video System Basic Service Manual
- Not required for installation. Available for the installing technician.

Other responsibilities the Motorola-certified installer may be involved in include the installation of cellular routers or Access Points. These activities will only be completed by Motorola if Motorola quotes these services; otherwise, the completion of these services are solely the responsibility of the Customer.



## Customer Support Services Team

The Customer Support Services Team will provide on-going support to the Customer following Go-Live and final acceptance of the project.

## Customer Project Roles and Responsibilities

Motorola has defined key resources that are critical to this project and must participate in all the activities defined in this SOW. During the Project Planning phase, the Customer will be required to provide names and contact information for the roles listed below. It is critical that these resources are empowered to make decisions based on the Customer's operational and administration needs. The Customer Project Team will be engaged from Project Initiation through Beneficial Use of the system. In the event the Customer is unable to provide the resources identified in this section, Motorola may be able to supplement these resources at an additional cost.

### Project Manager

- The PM will act as the primary point of contact for the duration of the project. In the event the project involves multiple locations, Motorola will work exclusively with the Customer's primary PM. The PM's responsibilities will include, but are not limited to:
  - Communicate and coordinate with other project participants.
  - Manage the Customer Project Team including subcontractors and third-party vendors. This includes timely facilitation of tasks and activities.
  - Maintain project communications with the Motorola PM.
  - Identify tasks required of Customer staff that are outlined in this SOW and the Project Schedule.
  - Consolidate all project inquiries from Customer staff to present to Motorola PM.
  - Approve a deployment date offered by Motorola.
  - Review Project Schedule with the Motorola PM and finalize tasks, dates, and responsibilities.
  - Measure and evaluate progress against the Project Schedule.
  - Monitor Project to ensure resources are available as required.
  - Attend status meetings.
  - Provide timely responses to issues related to project progress.
  - Liaise and coordinate with other agencies, Customer vendors, contractors, and common carriers.
  - Review and administer change control procedures, hardware and software certification, and all related project tasks required to meet the deployment date.
  - Ensure Customer vendors' readiness ahead of the deployment date.
  - Assign one or more personnel to work with Motorola staff as needed for the duration of the project, including one or more representatives from the IT department.
  - Identify a resource with authority to formally acknowledge and approve milestone recognition certificates, as well as, approve and release payments in a timely manner.
  - Provide Motorola personnel with access to all Customer facilities where system equipment is to be installed. Temporary identification cards are to be issued to Motorola personnel, if required for access.
  - Ensure remote network connectivity and access for Motorola resources.
  - Assume responsibility for all fees pertaining to licenses, inspections and any delays associated with inspections due to required permits as applicable to this project.
  - Provide reasonable care to prevent equipment exposure from contaminants that may cause damage to the equipment or interruption of service.
  - Ensure a safe working environment for Motorola personnel.
  - Identify and manage project risks.



- Provide signature(s) of Motorola-provided milestone recognition certificate(s) within ten (10) business days of receipt.

### **IT Support**

IT Support manages the technical efforts and ongoing activities of the Customer's system. IT Support will be responsible for managing Customer provisioning and providing Motorola with the required information for LAN, WAN and client infrastructure.

The IT Support Team responsibilities include but are not limited to:

- Participate in delivery and training activities to understand the software and functionality of the system.
- Participate with Customer Subject Matter Experts (SMEs) during the provisioning process and associated training.
- Authorize global provisioning decisions and be the Point of Contact (POC) for reporting and verifying problems.
- Maintain provisioning.
- Implement changes to Customer infrastructure in support of the proposed system.

### **Video Management Point of Contact (POC)**

If CommandCentral DEMS Standard, CommandCentral DEMS Plus, or VideoManager EL Cloud device license(s) are included in the contract, the Video Manager POC will educate users on digital media policy, participate in Discovery tasks, and complete the Video Management Administration training. The Customer is responsible for its own creation and enforcement of media protection policies and procedures for any digital media created, extracted, or downloaded from the digital evidence management system.

### **Subject Matter Experts (SMEs)**

SMEs are a core group of users involved with the analysis, training and provisioning process, including making decisions on global provisioning. The SMEs should be experienced users in their own respective field (evidence, dispatch, patrol, etc.) and should be empowered by the Customer to make decisions based on provisioning, workflows, and department policies related to the proposed system.

### **Training POC**

The Training POC will act as the course facilitator and is considered the Customer's educational monitor. The Training POC will work with Motorola when policy and procedural questions arise. They will be responsible for developing any agency specific training material(s) and configuring new users on the Motorola Learning eXperience Portal (LXP) system. This role will serve as the first line of support during Go-Live for the Customer's end users.

### **General Customer Responsibilities**

In addition to the Customer responsibilities listed above, the Customer is responsible for the following:

- All Customer-provided equipment, including third-party hardware and software needed for the proposed system but not listed as a Motorola deliverable. Examples include end user workstations, network equipment, connectivity etc.
- Configure, test, and maintain third-party system(s) that will interface with the proposed system.



- Establish an Application Programming Interface (API) for applicable third-party system(s) and provide documentation that describes the integration to the Motorola system (if applicable).
- Coordinate and facilitate communication between Motorola and Customer third-party vendor(s) as required.
- Mitigate the impact of upgrading Customer third-party system(s) that will integrate with the proposed system. Motorola strongly recommends working with the Motorola Project Team to understand the impact of such upgrades prior to taking action.
- Upgrades to Customer's existing system(s) in order to support the proposed system.
- Providing a facility with the required computer and audio-visual equipment for training and work sessions.
- Ability to participate in remote project meetings using Google Meet or a mutually agreed upon Customer-provided remote conferencing tool.

Motorola is not responsible for any delays that arise from Customer's failure to perform the responsibilities outlined in this SOW or delays caused by Customer's third-party vendor(s) or subcontractor(s).

### **NETWORK AND HARDWARE REQUIREMENTS**

The following requirements must be met by the Customer prior to Motorola installing the proposed system:

- Provide network connectivity for the transfer and exchange of data for the proposed system.
- Provide devices such as workstations, tablets, and smartphones with Internet access for system usage. Chrome is the recommended browser for optimal performance.
- Provide and install antivirus software for workstation(s).
- Provide Motorola with administrative rights to Active Directory for the purpose of installation, configuration, and support.
- Provide all environmental conditions such as power, uninterruptible power sources (UPS), HVAC, firewall and network requirements.
- Ensure required traffic is routed through Customer's firewall.

Motorola is not responsible for any costs or delays that arise from Customer's failure to meet network and hardware requirements.



## PROJECT PLANNING

A clear understanding of the needs and expectations of Motorola and the Customer is critical to fostering a collaborative environment of trust and mutual respect. Project Planning requires the gathering of specific information to set clear project expectations and guidelines, as well as lay the foundation for a successful implementation.

### PROJECT PLANNING SESSION

A Project Planning Session will occur after the Contract has been executed. The Project Planning Session is an opportunity for the Motorola and Customer PM to meet before the Project Kickoff Meeting and review key elements of the project and expectations. Depending on the items purchased, the agenda will typically include:

- A high-level review of the following project elements:
- Quoting/ordering documents
- A summary of contracted applications and hardware as purchased.
- Customer's involvement in project activities to confirm understanding of scope and required time commitments.
- Data Migration questionnaire if migration is included in the Solution
- The Business Process Review (BPR), used to document system configuration, agency recording, and retention policies
- A high-level Project Schedule with milestones and dates.
- Confirm CJIS background investigations and fingerprint requirements for Motorola employees and/or subcontractors.
- Determine Customer location for Motorola to ship their equipment for installation.

### Motorola Responsibilities

- Contact the customer to complete the Project Planning Session.
- Request the assignment of Customer Project Team and any additional Customer resources that are instrumental to the project's success.
- Baseline the Project Schedule, if applicable.
- Document mutually agreed upon Project Kickoff Meeting Agenda.

### Customer Responsibilities

- Identify Customer Project Team and any additional Customer resources that are instrumental to the project's success.
- Acknowledge the mutually agreed upon Project Kickoff Meeting Agenda.
- Provide approval to proceed with the Project Kickoff Meeting.

### Motorola Deliverables

- Project Kickoff Meeting Agenda.
- Data Migration Questionnaire (if applicable)
- BPR Workbook



## PROJECT KICKOFF

Motorola will work with the Customer to understand the impact of introducing a new solution and the preparedness needed for a successful implementation.

Note – The IT Questionnaire is completed during the pre-sales process and prior to Contract award. The IT Questionnaire is given to Motorola at the time of offer acceptance. A delay in completing the IT Questionnaire may delay the shipment of equipment. Motorola will not be responsible for any delays associated with or related to the completion of the IT Questionnaire.

### Motorola Responsibilities

- Review Contract documents including project delivery requirements as described in this SOW.
- Discuss the deployment start date and deliver the Deployment Checklist.
- Discuss the equipment inventory process
- Discuss project team participants and their role(s) in the project with fulfilling the obligations of this SOW.
- Review resource requirements.
- Provide the initial Project Schedule
- Discuss Motorola remote system access requirements.
- Review the BPR.
- Complete all necessary documentation (i.e. fingerprints, background checks, card keys, etc.) required for Motorola resources to gain access to Customer facilities.
- Review the LXP training portal.
- Request user information required to establish the Customer in LXP.
- Review and agree on completion criteria and the process for transitioning to support.

### Customer Responsibilities

- Provide feedback and approval on project delivery requirements and schedule.
- Review the Deployment Checklist.
- Review the roles of project participants to identify decision-making authority.
- Validate non-disclosure agreements, approvals, and other related items are complete (if applicable).
- Complete the BPR Workbook within 5 business days after the conclusion of the Project Kickoff for review during the Discovery Teleconference
- Provide all documentation (i.e. fingerprints, background checks, card keys, etc.) required for Motorola resources to gain access to Customer facilities.
- Provide Motorola with names and contact information of the designated LXP Administrator(s).

### Motorola Deliverables

- Project Kickoff Meeting Minutes.
- Deployment Checklist.

## DISCOVERY TELECONFERENCE

During the Discovery Teleconference, Motorola will meet with the Customer to review information documented in the BPR Workbook. The Data Migration Questionnaire will also be reviewed if migration is part of the Solution.

### Motorola Responsibilities



- Facilitate Discovery Teleconference.
- Confirm Customer-provided configuration inputs.

**Customer Responsibilities**

- Gather and review the information required to complete the BPR Workbook.
- Schedule Customer Project Team and SMEs to attend the Discovery Teleconference. SMEs should be present to weigh in on hardware, software, and network components. Customer attendees should be empowered to convey policies and make modifications to policies as necessary.

**Motorola Deliverables**

- Completed BPR Workbook.



## PROJECT EXECUTION

### HARDWARE PROCUREMENT AND INSTALLATION

Motorola will procure contracted hardware as part of the ordering process. The hardware will be configured with a basic profile in line with the information provided by the IT Questionnaire or Discovery Teleconference for installation and configuration of the system. The Customer is responsible for providing an installation environment that meets manufacturer's specifications for the hardware, which includes but is not limited to:

- Power
- Heating and Cooling
- Network Connectivity
- Access and Security
- Conduit and Cabling

#### Motorola Responsibilities

- Procure contracted equipment and ship to the Customer's designated location.
- Inventory equipment after arrival at Customer location
- Conduct a power-on test to validate that the installed hardware is ready for configuration.
- Verify remote connection to hardware.
- Complete Deployment Checklist which outlines the activities completed during configuration and testing of system hardware.

#### Customer Responsibilities

- Procure Customer-provided equipment and make it available at the installation location.
- Confirm the installation room complies with environmental requirements (i.e. power, uninterruptible power, surge protection, heating/cooling, etc.).
- Provide, install, and maintain antivirus software workstation(s).
- Enable outgoing network connection (external firewall) to Motorola's Cloud Evidence Management System by utilizing the Customer's Internet connection.
- Confirm access to Motorola's Cloud Evidence Management System cloud on Customer-provided workstation(s).

#### Motorola Deliverables

- Contracted Equipment.
- Equipment Inventory

### SVX Configuration as a Remote Speaker Microphone (if applicable)

The Smart Dock(s) will be utilized to manage firmware updates on each SVX. In order for this process to be successfully completed, each Smart Dock must be connected to Motorola's Cloud Evidence Management Solution through the Customer's internet connection.

#### Motorola Responsibilities

- Configure Smart Dock(s) for connectivity to Motorola's Cloud Evidence Management System.



- Verifying the SVX Smart Dock(s) are connected to Motorola's Cloud Evidence Management System through the Customer's network. The Customer is responsible for ensuring Motorola has the correct IP address(es) for configuring the Smart Dock(s), and the Customer's network is operational.
- Verify all slots in each Smart Dock are functional.
- Provide documentation on how to pair the SVX(s) to Motorola APX NEXT and/or APX N70 radio(s) using Secure Near-Field Communications (NFC).

### **Customer Responsibilities**

- Select physical location(s) for Smart Dock(s).
- Provide network information (IP address, gateway, DNS, and subnet mask) to Motorola for each Smart Dock(s).
- Enable Bluetooth, Bluetooth Tones, and Secure NFC Touch Pairing on Motorola APX NEXT and/or APX N70 radio(s).
- Motorola recommends "Power Down Standby Mode (hrs) = 1" to allow the SVX Bluetooth connection to quickly reconnect after power up within the 1-hour timeframe.
- Pair the SVX(s) to Motorola APX NEXT and/or APX N70 radio(s) using Secure NFC.
- Validate functionality of components and solution utilizing the Deployment Checklist.
- Provide Motorola remote connection information and necessary credentials.

### **SVX Configuration as a Body Camera (if applicable)**

If CommandCentral DEMS Standard, CommandCentral DEMS Plus, or VideoManager EL Cloud device license(s) are included in the contract, the Smart Dock(s) will be utilized to configure each SVX as a body camera.

### **Motorola Responsibilities**

- Configure SVX(s) within Motorola's Cloud Evidence Management System.
- Check out SVX(s) and create a test recording.
- Verify video and audio upload to Motorola's Cloud Evidence Management System for up to 25% of purchased SVX(s).
- Provide a demonstration of client software.

### **Customer Responsibilities**

- Validate functionality of components and solution utilizing the Deployment Checklist.
- Provide Motorola remote connection information and necessary credentials.
- The Customer will verify whether the Smart Docks(s) are connected to their network.
- Verify video and audio upload to Motorola's Cloud Evidence Management System for the remainder of purchased SVX(s).

### **V700 Body Camera Configuration (if applicable)**

The Transfer Station(s) will be utilized to configure each V700 body camera according to the Business Process Review. In order for this process to be successfully completed, each Transfer Station must be connected to Motorola's Cloud Evidence Management Solution through the Customer's internet connection.

### **Motorola Responsibilities**

- Configure Transfer Station(s) for connectivity to the digital evidence management system.
- Verify the Transfer Station(s) is configured properly and connected to the network.



- Configure body camera(s) within the digital evidence management system.
- Check out body camera(s) and create a test recording.
- Verify video and audio upload to Motorola’s Cloud Evidence Management System for up to 25% of purchased V700(s).
- Verify completion of upload from body-worn camera(s) after it is docked in a Transfer Station or USB dock.
- Install and provide a demonstration of client software as part of the same on-site engagement as Go-Live, unless otherwise outlined in this SOW.

### Customer Responsibilities

- Select physical location(s) for Transfer Station(s).
- Provide and install workstation hardware.
- Complete installation of client software on remaining workstations and mobile devices.
- Validate functionality of components and solution utilizing the Deployment Checklist.
- Provide Motorola remote connection information and necessary credentials.

### In-Car Video System Configuration (if applicable)

The Motorola-certified installer will complete the installation of the in-car video (ICV) system(s) within the Customer-provided vehicle(s). The installer may also be responsible for installing cellular routers or WiFi radios inside the vehicle(s) for wireless upload of video to the Customer’s digital evidence management system. These activities will only be completed by Motorola if Motorola quotes these services; otherwise, the completion of these services are solely the responsibility of the Customer.

The Customer vehicles must be available for the FE to complete the configuration and testing of the contractual number of ICVs. If the Customer does not have all vehicles available during the agreed upon date and time, the Customer may opt to sign-off on the number of ICV configurations completed.

If the Customer requires the FE to complete the full contractual number of ICVs at a later date and time, additional cost may be incurred. The following table shows the number of ICVs an FE is contractually obligated to configure and test based on the number of ICVs purchased.

**Table 1: Number of Contractual ICV Configurations**

Number of ICV Purchased	Number of ICV to Test
1	1
2	2
3	3
4	4
5 - 25	5
26 - 50	10
51 - 75	15



Number of ICV Purchased	Number of ICV to Test
76 - 100	20
101 - 150	30
151 - 200	40
201+	20%

Note – The Pricing Page will reflect in-car video installation services by Motorola if Motorola is responsible for the vehicle installations.

### Motorola Responsibilities

- Setup ICV digital video recorder (DVR) configuration.
- Create configuration USB used to complete ICV hardware configuration and validation.
- Travel to the Customer site to conduct configuration and testing of ICVs.
- The FE will verify whether the AP(s) are properly installed and connected to the network for in-car video system WiFi upload (if applicable).
- Complete ICV configuration on a single vehicle, and validate the configuration with the Customer.
- Receive Customer approval to proceed with remaining ICV configurations.
- Complete remaining contracted vehicle configurations.
- Test a subset of completed ICV hardware configurations.

### Motorola-Certified Installer Responsibilities (if applicable)

These activities will only be completed by Motorola if Motorola quotes these services; otherwise, the completion of these services are solely the responsibility of the Customer.

- Complete the installation of ICV hardware in Customer provided vehicles.
- Complete the installation of cellular router and confirm placement of antenna mounting with Customer (if applicable).
- Install Customer-provided SIM card into cellular router and connect cellular router to ICV (if applicable).
- Installation of Access Point(s) (APs) if provided by Motorola for in-car video system WiFi upload (if applicable).

### Customer Responsibilities

- Provide Motorola with remote connection and access credentials to complete ICV hardware configuration.
- Notify Motorola of the vehicle installation location.
- Coordinate and schedule date and time for ICV hardware configuration(s).
- Make ICV hardware available to Motorola for configuration and testing in accordance with the Project Schedule.
- Provide cellular SIM Card for Internet connectivity to the installer at time of vehicle installation (if applicable).
- Install Customer-supplied APs (if applicable).
- Verify APs are properly installed and connected to the network (if applicable).



**Motorola Deliverables**

- Complete Functional Validation Plan as it applies to the proposed solution.

NOTE - The Customer is responsible for having all vehicles and devices available for installation per the Project Schedule. All cellular data fees and Internet connectivity charges are the responsibility of the Customer. If a Motorola-certified installer is not used to install the ICV(s), Motorola is not responsible for any errors in hardware installation, performance or delays in the Project Schedule. In the event the Customer takes on the responsibility of installing the ICV(s) through a Motorola-certified installer, Motorola is also not responsible for any errors in hardware installation, performance or delays in the Project Schedule. For ALPR installations, an MDT is required for all vehicles.

**M500 Automatic License Plate Recognition (ALPR) Configuration (if applicable)**

This section highlights the responsibilities of Motorola and the Customer when an M500 in-car video system interfaces with the VehicleManager database.

**Motorola Responsibilities**

- Create a Customer account in the VehicleManager system with user emails.
- Verify the Customer has installed and launched the Vigilant Car Detector Mobile Software per the VehicleManager Quickstart Guide.
- Provide Mobile ALPR - Officer Safety Basic and Advanced Pre-Installation Checklist.
- Provide Agency Manager with Training Materials and Car Detector Mobile MDC software installation guide.
- Advise Agency Manager of different options available to add new users.
- Confirm Agency Manager is aware of registration required for Hotlists.
- Confirm Agency Manager understands how to set up data-sharing.

**Customer Responsibilities**

- Identify the Agency Manager.
- Register to receive access to Hotlists.

**Interview Recording System Configuration (if applicable)**

When installation services are included as part of the contract, the Motorola-certified installer will complete the installation of the Interview Recording System(s) within the Customer-provided location(s).

The Customer location(s) must be available for the Motorola Resource and/or contracted third party to complete the configuration and testing of the contractual number of systems. If the Customer does not have all locations available during the agreed upon date and time, the Customer may opt to sign-off on the number of configurations completed. If the Customer requires the Motorola Resource and/or contracted third party to complete the full contractual number of systems at a later date and time, additional cost may be incurred.

**Motorola Responsibilities**

- Create configuration USB used to complete hardware configuration and validation.
- Conduct configuration and testing of system(s).
- Complete configuration on a single system, and validate the configuration with the Customer.
- Receive Customer approval to proceed with remaining configurations.
- Complete remaining contracted system configurations.



- Test a subset of completed hardware configurations.
- When installation services for Motorola-certified installer are in the contract, complete the installation of the Interview Recording System (if applicable).

### **Customer Responsibilities**

- When installation services are being provided by the Customer, complete the installation of the Interview Recording System (if applicable).
- Provide Motorola with remote connection and access credentials to complete hardware configuration.
- Notify Motorola of the installation location.
- Coordinate and schedule date and time for hardware configuration(s).
- Make hardware available to Motorola for configuration and testing in accordance with the Project Schedule.

### **Motorola Deliverables**

- Complete the Deployment Checklist and testing as it applies to the proposed solution.

## **SOFTWARE AND CONFIGURATION**

### **CommandCentral DEMS (if applicable)**

CommandCentral DEMS software is a cloud solution that does not require an onsite server. Section 3.2 does not apply to existing Motorola customers using VideoManager EL Cloud.

### **Motorola Responsibilities**

- Use information provided in BPR Workbook to configure CommandCentral DEMS software.
- Based on Customer feedback, perform the following activities:
  - Create users, groups, and setup permissions.
  - Create event categories.
  - Set retention policies.
- Test software using applicable portions of the Functional Validation Plan.
- Use the CommandCentral Admin Portal to provision users, groups, and rules based on Customer Active Directory data.
- Guide the Customer in the configuration of CommandCentral DEMS.
- Ensure training POC can access the system.

### **Customer Responsibilities**

- Supply access and credentials to Customer's Active Directory for the purpose of Motorola conducting CommandCentral DEMS provisioning.
- Respond to Motorola's inquiries regarding users, groups, and agency mapping to CommandCentral DEMS.
- Provision policies, procedures, and user permissions.
- Configure evidence as directed by Motorola.
- Verify traffic can be routed through Customer's firewall and reaches end-user workstations.

## **DATA MIGRATION SERVICES (IF APPLICABLE\*)**

The Customer is responsible for partitioning data to be converted from Motorola on-premises digital evidence management system, or Customer's Non-Motorola Digital Evidence Management System to Motorola's cloud solution as part of this offer. The Customer will have ten (10) business days to provide feedback after Motorola



validates the migrated data. If feedback is not received on or before ten (10) business days, Motorola will assume the migration is complete. \*Data Migration Services may be subject to additional fees.

**Motorola Responsibilities**

- Receive access to Customer video data.
- Perform contracted data migration and validation.

**Customer Responsibilities**

- Provide 24/7 remote access to partitioned data to be migrated.
- Customer hardware or virtualization environment will be the sole responsibility of the Customer to troubleshoot and resolve issues.
- Validate migrated dataset and provide Motorola with feedback within ten (10) business days.

**Completion Criteria**

- A migrated dataset as defined in the Contract.

**Motorola On-Premises Evidence Management System (if applicable)**

Motorola supports data migration of digital assets and associated metadata from our on-premises evidence management systems, Evidence Library 4 and VideoManager EL On-Prem (formally known as Evidence Library 5), to Motorola's cloud solution.

**Motorola Responsibilities**

- Verify compatible platform(s) and upgrade if applicable

**Customer Responsibilities**

- Provide internet connectivity from on-premises server to destination resources

**Non-Motorola Evidence Management System (if applicable)**

Motorola will perform data migration of digital assets and associated metadata from the Customer's Non-Motorola Evidence Management system to the new Motorola Cloud Evidence Management System.

**Motorola Responsibilities**

- Facilitate the method of obtaining and consuming the data
- Review data in the Motorola systems with the customer

**Customer Responsibilities**

- Act as liaison between Motorola and third-party vendor(s) as required to establish connectivity to the Non-Motorola digital evidence management system.
- Provide internet connectivity from on-premises server to destination resources, if applicable.
- Provide API connection to the source, if applicable
- Provide data and metadata information in a readable and consumable format
- Assist with mapping metadata information into Motorola system



## INTEGRATIONS AND THIRD-PARTY INTERFACES (IF APPLICABLE)

The integration between Motorola's Cloud Evidence Management System and the Customer's third-party system may consist of an iterative series of activities depending on the complexity of accessing the third-party system. Interfaces will be installed and configured in accordance with the Project Schedule. The Customer is responsible for engaging third-party vendors as required to facilitate connectivity and testing of the interface(s).

### Motorola Responsibilities

- Develop and configure interface(s) to support the functionality described in the Solution Description.
- Establish and validate connectivity between Motorola and third-party systems.
- Perform functional demonstration to confirm the interface(s) can transmit and receive data to the Customer's digital evidence management system.

### Customer Responsibilities

- Act as liaison between Motorola and third-party vendor(s) as required to establish connectivity to the third-party system.
- Provide personnel authorized to make changes to the network and third-party systems to support Motorola's integration efforts.
- Provide network connectivity between digital evidence management system and the third-party system(s).
- Provide hardware to run any required interface components for on-prem interfaces when required.
- Provide sample data and information on API, SDKs, data scheme, and any documentation necessary to establish interfaces with all local and remote systems. This information should be provided to the Motorola PM within ten (10) business days of the Interface Engagement Meeting.

NOTE - At the time of initial design, unknown circumstances, requirements or anomalies may present difficulties with interfacing Motorola products to a third-party application. These difficulties could result in a poorly performing or non-functional interface. Providing Motorola with this information early in the deployment process, will potentially allow us to mitigate these issues. If the resolution requires additional third-party integration, application upgrades, APIs, and/or additional software licenses, the Customer is responsible for addressing these issues at their cost. Motorola is not responsible for any delays or costs associated with third-party applications or Customer-provided third-party hardware or software.



## SYSTEM TRAINING

The objective of this section is to prepare for and deliver training. Motorola training consists of computer-based (online) and instructor-led (on-site or remote) depending on what is purchased. Our training delivery methods will vary depending on course content. Training will be delivered in accordance with the Education Plan. As part of our training delivery, Motorola will provide user guides and training materials in an electronic format.

### ONLINE TRAINING

Online training is made available to the Customer through LXP. This subscription service provides customers with unlimited access to our online training content and provides users with the flexibility of learning the content at their own pace. Training content is added and updated on a regular basis to keep information current.

Through LXP, a list of available online training courses, Motorola User Guides, and Training Material are accessible in electronic format.

#### Motorola Responsibilities

- Designate a LXP Administrator to work with the Customer.
- Establish an accessible instance of LXP for the Customer.
- Configure a Customer-specific portal view.
- Organize content to align with Customer's selected technologies.
- Create initial Customer user accounts and a single Primary Administrator account.
- During onboarding, assist the Customer with LXP usage.
- Provide technical support for user account and access issues, LXP functionality, and Motorola managed content.
- Provide instruction to Customer LXP Administrator on building groups.

#### Customer Responsibilities

- Provide user information for the initial creation of accounts.
- Complete LXP Administrator training.
- Ensure network and Internet connectivity for Customer access to LXP.
- Customer's primary LXP Administrator is required to complete the following self-paced training: LXP Introduction (LXP0001), LXP Primary Site Administrator Overview (LXP0002), and LXP Group Administrator Overview (LXP0003).
- Advise users on the availability of training through LXP.
- Ensure users complete LXP training in accordance with the Project Schedule.
- Build groups as needed.

### ON-SITE TRAINING

Instructor-led courses are based on products purchased and the Customer's Education Plan. On-site instructor-led classes will utilize the Customer's hardware and software in order to provide the best training environment. This will allow the Customer to engage in an environment that has been configured and deployed in alignment with this SOW.



**Motorola Responsibilities**

- Deliver User Guides and training materials in an electronic format.
- Perform training in accordance with the Education Plan.
- Provide the Customer with training attendance rosters and summarize any pertinent information that may impact end user training.

**Customer Responsibilities**

- Supply classroom(s) based on the requirements listed in the Education Plan.
- Designate training representatives who will work with the Motorola trainer(s) to deliver the training content.
- Facilitate training of all Customer end users in accordance with the Customer's Education Plan.

**Motorola Deliverables**

- Electronic versions of User Guides and training materials.
- Attendance rosters.



## PROJECT GO-LIVE, CLOSURE, AND HANDOVER TO SUPPORT

Motorola will utilize the Deployment Checklist throughout the deployment process to verify features and functionality are in line with installation and configuration requirements. The Customer will witness the assigned Motorola Resource demonstrating the Deployment Checklist and provide feedback as features and functionality are demonstrated. The Customer is considered Live on the system after the equipment has been installed, configured, and made available for use, and training has been delivered or made available to the Customer.

Upon the conclusion of Go-Live, the project is prepared for closure. Project closure is defined as the completion of tasks and the Customer's receipt of contracted components. The Deployment Checklist serves as the artifact that memorializes a project closure. A System Acceptance Certificate will be provided to the Customer for signature to formally close out the project. The Customer has ten (10) business days to provide Motorola with a signed System Acceptance Certificate. If the Customer does not sign off on this document or provide Motorola written notification rejecting project closure, the project will be deemed closed. Upon project closure, the Customer will engage with Technical Support for on-going needs in accordance with the Customer's specific terms and conditions of support.

### Motorola Responsibilities

- Provide the Customer with Motorola Technical Support engagement process and contact information.
- Provide Technical Support with the contact information of Customer users who are authorized to engage Technical Support.
- Ensure Deployment Checklist is complete.
- Obtain Customer signature on the System Acceptance Certificate.

### Customer Responsibilities

- Within ten (10) business days of receiving the System Acceptance Certificate, provide signatory approval signifying project closure.
- Provide Motorola with the contact information of users who are authorized to engage Motorola's Technical Support.
- Engage Technical Support as needed.

### Motorola Completion Criteria

Provide Customer with survey upon closure of the project.



## ASSUMPTIONS

This SOW is based on the following list of assumptions:

- Motorola's Cloud Evidence Management System must be connected to the Microsoft Entra ID (formally known as Microsoft Azure Active Directory) for user authentication to the application. Microsoft Entra ID can be synchronized with the Customer's on-premises Active Directory using Azure AD Connect. If the Customer is using Microsoft Office 365, Motorola will be able to integrate with this Microsoft Entra ID.
- If Microsoft Entra ID is not utilized by the Customer, Motorola will provide a free version of Entra ID for user authentication to the application.
- Must be 2003 or later for Microsoft Entra ID integration.
- Upload Speed Requirements for SVX when used as a body camera:
  - 5 Mbps + 3 Mbps per additional device.
  - This assumes it will take 8 hours to upload 5 GB of video on a device.
  - 40-50 Mbps per concurrent uploading device.
  - This assumes video is required to upload within 30-40 minutes with approximately 5 GB to upload.
- Cellular upload of ICVs and BWCs (if applicable) requires an Ethernet connection to an LTE modem in the vehicle.
- If the Customer is supplying their own Access Point for ICV Wi-Fi upload, it must be 5 GHz 802.11n compatible.

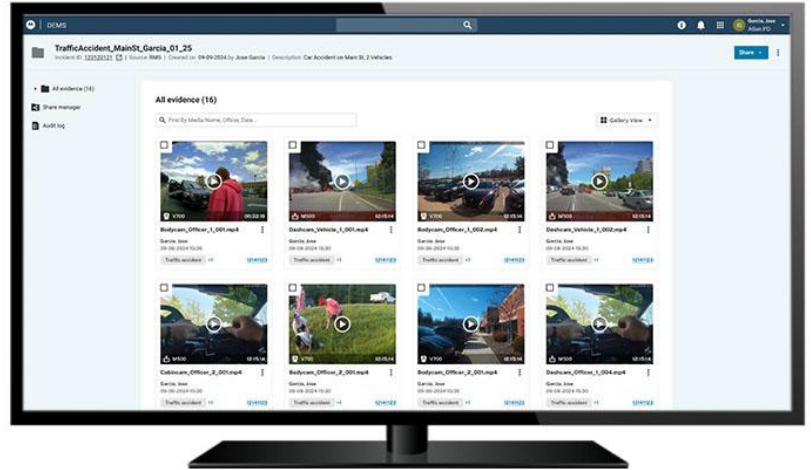


## COMMANDCENTRAL DEMS PLUS SOLUTION DESCRIPTION

### OVERVIEW

CommandCentral DEMS provides a suite of digital evidence management tools that help users contain, organize, and act on large amounts of incoming multimedia. These tools streamline the collection, capture, storage, and sharing of data from a single location.

By centralizing digital evidence collections, CommandCentral DEMS removes data silos and provides users with the storage and tools they need to get the most out of their critical information. In addition, users can easily secure and share content with an intact chain of custody, to improve collaboration.



CommandCentral DEMS Plus is available without any upfront capital investment. Monthly subscription service costs include the software, device management, and storage. Evidence also secures data at rest and in transit to protect communications. This complies with CJIS guidelines and the NIST framework.

### THE COMMANDCENTRAL PLATFORM

CommandCentral is an end-to-end platform of interconnected solutions that unify data and streamline public safety workflows from a tip or call to case closure. Through single sign-on capabilities, your personnel can access all software applications with one agency username and password for a more streamlined workflow. The platform puts your agency's data to better use, improves safety for critical personnel, and helps keep your focus on the communities you serve.



Any sales transaction following Motorola's quote is based on and subject to the terms and conditions of the valid and executed written contract between Customer and Motorola (the "Underlying Agreement") that authorizes Customer to purchase equipment and/or services or license software (collectively "Products"). If no Underlying Agreement exists between Motorola and Customer, then Motorola's Standard Terms of Use and Motorola's Standard Terms and Conditions of Sales and Supply shall govern the purchase of the Products.

CommandCentral continuously evolves, maximizing the value of existing investments while adopting new capabilities that better meet your personnel's growing needs. With cloud-based services and an agile development methodology through constant user feedback, Motorola Solutions can deliver new features and functionality in a more manageable, non-intrusive way.



**Figure 1: The End-to-End Platform**

## DIGITAL EVIDENCE MANAGEMENT

Evidence stored in the tool is easy to search, correlate, and review alongside other case-related information from your CAD or RMS database. Relevant content can be marked and intelligently sorted to quickly locate critical information from a central touchpoint. This unified storage framework allows personnel to make informed decisions from an organized and complete case evidence view, while offering an access control system to allow only authorized personnel to view sensitive information.

### Store and Manage - Collections

Evidence is automatically linked based on the tags and metadata attached to those files, helping users find additional contextual information on an incident and build cases quickly. Users can search and filter content to locate additional relevant data to link to a case or incident.

- **Auto Created Collections** – Digital evidence captured by integrated products that provide a Record ID, such as an Incident or Case Number, will automatically be grouped into a Collection.
- **Manually Created Collections** – Users can manually create collections or sub-collections to better organize individual files and related items.
- **Bulk Actions** – Easily download, share, and edit specific details of multiple files in a group.
- **Manual Upload** - Upload digital evidence from 3rd parties directly into an existing collection or while creating a new collection to build your case.

### Interagency, Judicial, and Community Sharing

Easily share digital evidence with trusted organizations and community members using our secure sharing features.

- **Trusted Organizations, Authenticated Sharing** - Share digital evidence collections with other agencies and judicial partners in a secure portal accessible by authenticated users.
- **Unauthenticated** - Quickly share evidence with the community for public information requests. Links can be password protected to add a level of security.



### AI Assisted Redactions and Transcriptions

Protect confidentiality and save time with our AI Assisted Redaction and Transcription Services.

- **AI Transcription & Summaries** - Generate transcriptions on-demand or set up automations to create transcriptions for video and audio files with an AI generated summary.
- **AI Assisted Video and Audio Redactions** - Receive suggestions for objects and information commonly redacted.
  - Video Object Detection - Identifies and tracks objects commonly redacted; such as heads (faces), license plates, screens, and documents.
  - Audio Detections - Use AI to auto-detect common sensitive data found in audio; such as names, phone numbers, and medical interactions.
  - Manual Redactions - For simple projects, manual redaction tools are available.

### Current MSI Ecosystem Integrations:

- CommandCentral Responder Starter, Mobile Field Responder Application
- SmartControl Mobile App for Body Cameras
- 10-21 Police Phone
- CAPE-Equipped Drones
- Smart Transcription for 9-1-1 call recordings
- ViQi - Voice Activated AI
- Records Management
  - Flex Records
  - PremierOne Records
  - CC Records / RMS

### Third Party Integrations

Import and export of data from some 3rd party software is available in some instances. Talk to your sales team for more details.

## DEVICE MANAGEMENT

Easily manage, configure, deploy and monitor in-car and body cameras in CommandCentral DEMS.

- **Body Cameras** are checked out to a given officer with assignment records showing the history of use for the device.
- **In-Car Video** systems are configured with a list of officers who are authorized to use it. When an officer logs into the device, they are marked as the owner of any evidence created by the device.
- **Rapid Checkout Kiosk** allows users to quickly check out pooled body cameras at the beginning of a shift with an easy-to-use interface.
- **User Preferences** - In-car and Body cameras can be configured to remember preference settings for each user, including alert volume level, haptic notifications, screen and LED brightness and more.
- **Automatic Video Upload:** Videos are automatically uploaded to CommandCentral DEMS and linked based on officer name, or group recordings.
- **Device Dashboard:** See a detailed, easy-to-understand overview of your body cameras and in-car video systems at a glance, including their battery levels, memory levels, last checkout, and location.
- **In-field tagging:** Categorize and review body camera footage while still in the field, via the SmartControl iOS/Android/Windows app.



**Supported devices include:**

- SVX converged Radio Speaker Mic and Body-Worn Camera
- V700 Body Cameras
- M500 In-Car Camera System

**CLOUD SECURITY AND COMPLIANCE****Proactive Security Design**

Security is proactively incorporated into the design of our applications, not applied reactively when incidents occur. Applications undergo security reviews at each phase of their development and continue with ongoing assessments after deployment to find and repair vulnerabilities.

**Compliance with Industry Best Practices**

Our cloud solutions comply with key industry best practices for security, including NIST Security and Privacy Controls for Information Systems and Organizations (800-53), ISO 27001, 27017, 27018 - Specification for an Information Security Management System, and Criminal Justice Information System (CJIS) Security Policy. We conduct continuous and comprehensive risk assessments following the guidelines and best practices provided by NIST and ISO.

**Cybersecurity Champions Imbedded in Product and Service Teams**

Over 350 specially trained and certified Cybersecurity Champions ensure that a culture of cybersecurity is instilled into the fabric of our product and services teams. Programmers receive ongoing security training and updates on the latest hacker tactics so they can layer security into every stage of the application development process.



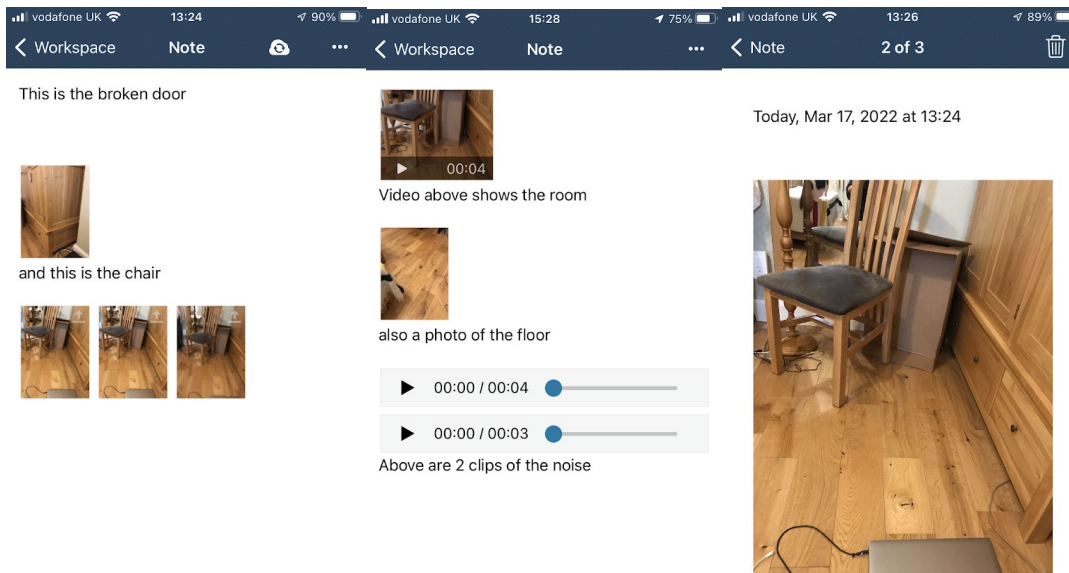
## COMMANDCENTRAL RESPONDER STARTER WITH EVIDENCE SOLUTION DESCRIPTION

CommandCentral Responder is a mobile solution for frontline Responders. This includes an application for iOS and Android.

The Responder with Evidence solution (also known as Responder Starter) allows users to capture media, record notes, tag items and link them to cases / incident records. Depending on which feature flags are enabled, a customer can gain access to different sets of features. Using a note, users can capture a group of photos in one go and then tag them or link them all as a group. Responder uploads media automatically once captured, making the process easy for users. Media is removed automatically from a user's device after a customer defined retention period. Users can set up the application easily by downloading the application from App Store or Play Store, and simply logging in with their MSI account.

### NOTES AND MEDIA CAPTURE

Responder with Evidence allows a user to create a note and capture media and associated text. Users can use the note either just to group a set of media together (as they capture it) or to add additional explanatory text as they capture details. Users can capture audio, video and photographs in this collection. This means users can attend a scene and immediately capture a collection of media before working out how to tag or link it. Users can view a full size version of a photo and can zoom in to view it at larger scale.

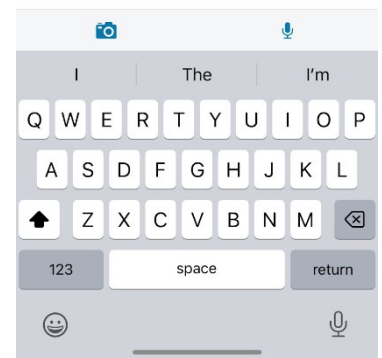
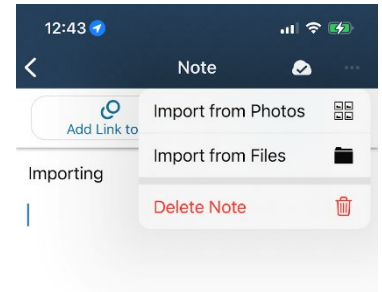
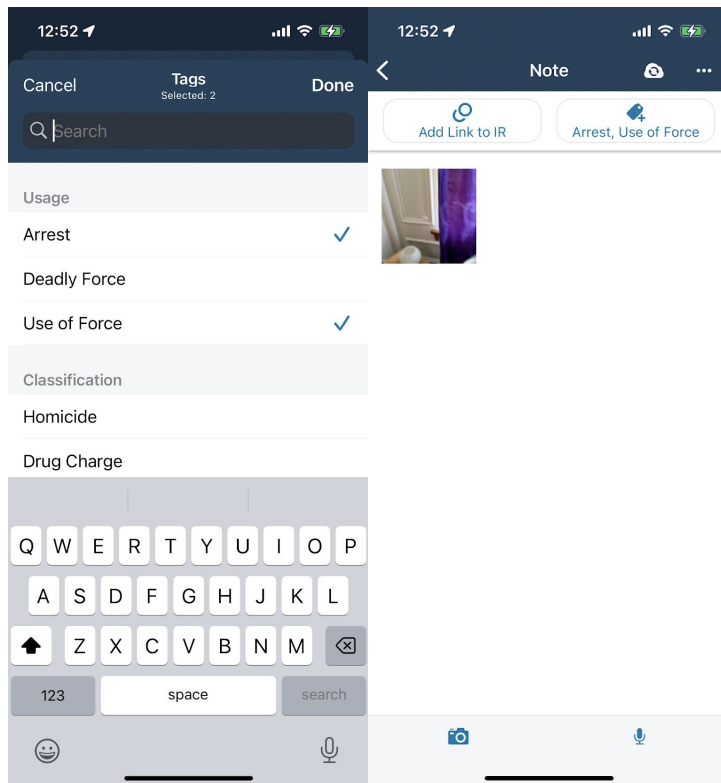


## IMPORTING MEDIA

Users can import media (photos, audio, video and files such as PDFs) from their gallery or file system - allowing them to use media files shared to their device by members of the public. This feature can be enabled or disabled using per agency configuration (if an agency does not want to use this capability they can turn it off).

## TAGGING

Users can choose to tag a note, which will tag it and all media within it. Tags provided are those configured by the agency and are shown grouped by categories defined by the agency. Selected tags will then show on the note. As with all media, in CommandCentral Evidence, tags are used to manage and set the retention period for media. In addition to manual tags, Responder can be configured to set a default "Responder Media" tag on every media item uploaded by Responder. This allows agencies to set a default tag & retention period for anything captured by Responder.



## LINKING TO RECORDS

Users can link a note to an incident record contained in the CommandCentral Consolidated Records View - to relate the note & media to the incident and ensure they are shown in the Consolidated Records View.

The incident record summary shown in Responder contains key data for the record - Report number, Incident Type, Involved officers & Incident Start & End Date.

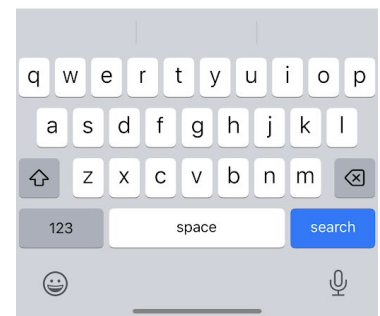
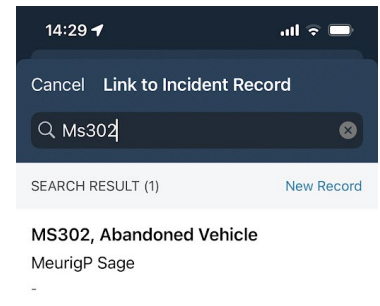


Users can:

- Link to an incident record already on a user's device
  - Any incident records for which a user is already added as an involved officer will be automatically downloaded to their device.
- Link to an incident record by search:
  - A user can search for an incident record using a simple free text search, searching for any incident record for the agency in CC Records that the user has permission to view
- Create a new incident record if one does not exist (not available with Flex - see below)
  - User can create a new incident record (providing summary details above).
  - User will be provided with the Report number separately
  - Responder application will detect creation of incidents (from Responder) with duplicate Report numbers, warn users and allow them to resolve conflicts.

The exact behavior depends on whether the customer is using:

- Responder with CommandCentral Evidence connected to Flex
  - Flex generates law incidents (typically created from CAD). These law incidents are uploaded to CC Records and user can link to these. Whenever there is a case number to link to there will be a law incident in Flex and this will be pushed to CC Records. As a result, users can't create incident record summaries in Responder, they can link to law incidents created in Flex.
- Responder with CommandCentral Evidence connected to P1 RMS
  - P1 RMS manages case reports in case folders. If there is a case report, then P1 uploads this to CC Records and users can link to it.
  - If there is a case folder in P1 RMS but no case report then users can create an incident record summary in Responder, adding the case number - allowing the user to link media to the case.
- Responder with CommandCentral Evidence standalone (with CommandCentral Records Starter capability)
  - Users can create incident record summaries or link to ones that have already been created.
  - Incident records have to be manually created in Responder (or the CommandCentral Evidence/Records web UI) - they aren't imported from other systems



## TIMELINE

Users can view previous notes in their timeline:

- Update a note later with further information;
- Refer back to them later when completing a report;
- Notes (and associated media) are kept on the device in a user's timeline for an agency configured period - configured in CC Admin (default is 30 days).

The timeline is separated into a To Do and All Items view.

The To do view shows notes that a user has added, that are either less than 24 hours old or that have not yet been linked to an incident record. Users can manually move a note out of the To do view if they don't intend to link it to an incident record. However, typically users are encouraged to capture media and then link it. This provides an easy way for users to see notes they still have to deal with.

The All Items view shows all notes on a user's device so they can find older notes & evidence that they need to refer to.

## SYNCHRONIZING DATA

Notes & media files are automatically uploaded to CommandCentral Evidence - a synch indicator is shown on the note to show data is being uploaded, and an indicator is shown on each media item to show that the media item is being uploaded.

When a user signs out of Responder app, if they have unsent data (notes & evidence) then Responder will alert the user that they have unsent items - allowing them to ensure they are in an area of coverage and wait for sync to complete.

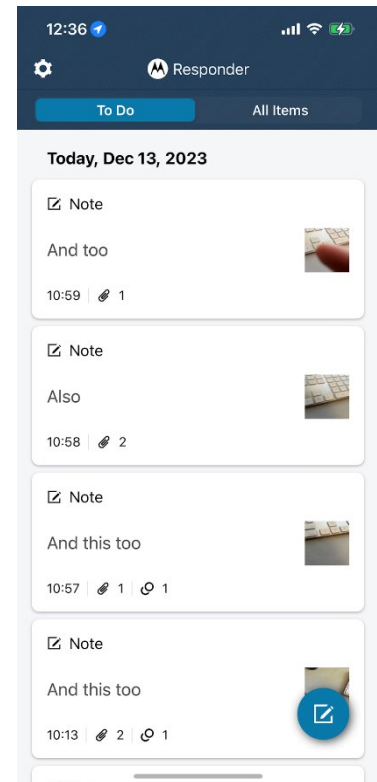
## AUTHENTICATION AND SECURITY

CommandCentral Responder prevents unauthorized users from accessing the data transmitted to and from mobile devices through an HTTPS connection with FIPS 140-2 Transport Layer Security (TLS) v1.2 encryption. All user requests and other user data are protected by Azure Government services.

To access the system, a user authenticates against the CommandCentral Identity Management system. If desired, the identity management system can be setup to federate authentication against a customer identity management system such as Azure AD.

Customers can enable multi-factor authentication.

- If a customer uses CommandCentral Identity Management directly then multi factor authentication can be enabled for any or all users (at customer decision). If enabled then users need to enter a username & password and a second factor which is either a one time passcode sent by email or a one time passcode or authentication approval enabled via a separate app (Ping ID).
- If a customer uses federated authentication then the federated auth system authenticates the user. In this case the customer identity management will implement the multi factor authentication. For instance, Azure AD can enforce multi factor authentication and allows a one time passcode to be provided via email, SMS or via the Azure authenticator app.



In addition, Responder uses a PIN code (or optionally biometric unlock) that is used to allow users to unlock their app after inactivity timeout. Sign in online is required once per shift to access online data.



## MOBILE VIDEO PRODUCTS NEW SYSTEM STATEMENT OF WORK

### OVERVIEW

This Statement of Work (SOW) outlines the responsibilities of Motorola Solutions, Inc. (Motorola) and the Customer for the implementation of body-worn camera(s), in-car video system(s), and/or interview recording system(s) and your digital evidence management solution. For the purpose of this SOW, the term "Motorola" may refer to our affiliates, subcontractors, or certified third-party partners. Motorola's certified installer will work on Motorola's behalf to install your in-car video system(s).

This SOW addresses the responsibilities of Motorola and the Customer that are relevant to the implementation of the hardware and software components listed in the Solutions Description. Any changes or deviations from this SOW must be mutually agreed upon by Motorola and the Customer and will be addressed in accordance with the change provisions of the Contract. The Customer acknowledges any changes or deviations from this SOW may incur additional cost.

Motorola and the Customer will work to complete their respective responsibilities in accordance with the Project Schedule. Any changes to the Project Schedule must be mutually agreed upon by both parties in accordance with the change provisions of the Contract.

Unless specifically stated, Motorola will perform the work remotely. The Customer will provide Motorola personnel with access to their network and facilities so Motorola is able to fulfill its obligations. All work will be performed during normal business hours based on the Customer's time zone (Monday through Friday from 8:00 a.m. to 5:00 p.m.).

The number and type of software subscription licenses, products, or services provided by Motorola are specifically listed in the Contract and referenced in the SOW. Services & Products provided under this SOW are governed by the mutually executed Contract between the parties, or Motorola's Master Customer Agreement and applicable addenda ("Contract").

### AWARD, ADMINISTRATION, AND PROJECT INITIATION

Project Initiation and Planning will begin following the execution of the Contract between Motorola and the Customer. At the conclusion of Project Planning, Motorola's Project Manager (PM) will begin status meetings and provide status reports on a regular cadence with the Customer's PM. The status report will provide a summary of activities completed, activities planned, progress against the project schedule, items of concern requiring attention, as well as, potential project risks and agreed upon mitigation actions.

Motorola utilizes Google Meet as its teleconference tool. If the Customer desires to use an alternative teleconferencing tool, any costs incurred from the use of this alternate teleconferencing tool will be the responsibility of the Customer.

### FBI-CJIS SECURITY POLICY – CRIMINAL JUSTICE INFORMATION

#### CJIS Security Policy Compliance

Motorola believes our solution is not in scope of the FBI-CJIS Security Policy (CJISSECPOL) based on the definition in Section 4 of CJISSECPOL and how the FBI-CJIS defines Criminal Justice Information. However, Motorola does design its products with the CJISSECPOL security controls as a guide. Motorola's design and



features support best practice security controls and policy compliance. In the event of a CJIS technical audit request, Motorola will support the Customer throughout this process.

### **Personnel Security – Background Screening**

Motorola will assist the Customer with completing the CJIS Security Policy Section Personnel Security related to authorized personnel background screening when requested to do so by the Customer. Based on the Personnel Security section of the CJISSECPOL, a Motorola employee is defined as someone who is required to be on the Customer's property with unescorted access to unencrypted CJIS. Motorola employees will also have access to the Customer's network(s) and stored information and Motorola has remote access tools to support virtual escorted access to on-premises customer assets.

Additionally, Motorola performs independent criminal background investigations including name based background checks, credential and educational vetting, credit checks, U.S. citizen and authorized worker identity verification on its employees.

Motorola will support the Customer in the event of a CJIS audit request to validate employees assigned to the project requiring CJISSECPOL Personnel Security screening and determine whether this list is up to date and accurate. Motorola will notify the Customer within 24 hours or next business day of a personnel status change.

### **Security Awareness Training**

Motorola requires all employees who will support the Customer to undergo Level 3 Security Awareness Training provided by Peak Performance and their CJIS online training platform. If the Customer does not have access to these records, Motorola can facilitate proof of completion. If the Customer requires additional and/or separate training, Motorola will work with the Customer to accommodate this request at an additional cost.

### **CJIS Security Addendum**

Motorola requires all employees directly supporting the Customer to sign the CJIS Security Addendum if required to do so by the Customer.

### **Third Party Installer**

The Motorola-certified third-party installer (if applicable) will work independently with the Customer to complete the CJISSECPOL Personnel Security checks, complete Security Awareness Training and execute the CJIS Security Addendum.

### **COMPLETION CRITERIA**

The project is considered complete once Motorola has completed all responsibilities listed in this SOW. The Customer's task completion will occur based on the Project Schedule to ensure Motorola is able to complete all tasks without delays. Motorola will not be held liable for project delays due to incomplete Customer tasks.

The Customer must provide Motorola with written notification if they do not accept the completion of Motorola responsibilities. Written notification must be provided to Motorola within ten (10) business days of task completion. The project will be deemed accepted if no written notification is received within ten (10) business days.

In the absence of written notification for non-acceptance, beneficial use will occur thirty (30) days after functional demonstration of the system.



## SUBSCRIPTION SERVICE PERIOD

If the contracted system includes a subscription, the subscription service period will begin upon the Customer's receipt of credentials for access or for hardware, upon shipment of the hardware. The provision and use of the subscription service is governed by the Contract.

## PROJECT ROLES AND RESPONSIBILITIES OVERVIEW

### Motorola Project Roles and Responsibilities

The Motorola Project Team will be assigned to the project under the direction of the Motorola Project Manager. Each team member will be engaged in different phases of the project as necessary. Some team members will be multi-disciplinary and may fulfill more than one role.

In order to maximize effectiveness, the Motorola Project Team will provide various services remotely by teleconference, web-conference, or other remote method in order to fulfill our commitments as outlined in this SOW.

Our experience has shown customers who take an active role in the operational and educational process of their system realize user adoption sooner and achieve higher levels of success with system operation. The subsections below provide an overview of each Motorola Project Team Member.

### Project Manager (PM)

The PM will be the principal business representative and point of contact for Motorola. The PM's responsibilities may include but are not limited to:

- Manage Motorola responsibilities related to the delivery of the project.
- Maintain the Project Schedule, and manage assigned Motorola personnel, subcontractors, and suppliers as applicable.
- Coordinate schedules of assigned Motorola personnel, subcontractors, and suppliers as applicable.
- Conduct equipment inventory.
- Discovery validation
- Maintain project communications with the Customer.
- Identify and manage project risks.
- Coordinate collaboration of Customer resources to minimize project delays.
- Evaluate project status against Project Schedule.
- Conduct status meetings on mutually agreed upon dates to discuss project status.
- Provide timely responses to Customer inquiries and issues related to project progress.
- Conduct daily status calls with the Customer during Go-Live.

### Post Sales Engineer

The Post Sales Engineer will work with the Customer's Project Team on:

- System provisioning.
- Data Migration
- Contracted data migration between two disparate digital evidence management systems (if applicable, additional fees may apply).



**Field Engineer (FE)**

The FE will work with the Customer's Project Team on:

- Inspect installation and configure hardware devices.
- Provide instructions to the Customer on how to configure the hardware.
- Review Deployment Checklist with the Customer.
- Develop and submit a Trip Report.
- Update Customer IP Map.

**Professional Services Engineer (if applicable)**

The Professional Services Engineer is engaged on projects that include integration between Motorola's digital evidence management system and the Customer's third-party software application. Their responsibilities include:

- Delivery of the interface between Motorola's digital evidence management system and the Customer's third-party software (e.g. CAD).

**Technical Trainer / Instructor**

The Technical Trainer / Instructor provides training on-site or remote depending on the training topic and deployment services purchased.

- Deliver provisioning education and guidance to the Customer for operating and maintaining their system.
- Provide product education as defined by this SOW and described in the Education Plan.

**Motorola-Certified Installer (if applicable)**

The Motorola-certified installer is primarily responsible for installing in-car video systems (ICVs) into Customer vehicles. There are specific requirements the 3rd party partner must meet in order to be considered a Motorola-certified installer, and they include the following:

- Required Training
  - WTG0501 - M500 Vehicle Installation Certification (Remote) or WTG0503 - M500 Vehicle Installation Certification (Live)
    - Needs to be renewed yearly.
    - Needs to be submitted to the PM by the technician completing the installation no less than thirty (30) days prior to the installation.
  - Review of any previous Motorola Solutions Technical Notifications (MTNs).
- Optional Training
  - WGD00186 - M500 Installation Overview and Quick Start (NA)
    - Not required for installation. Available for the installing technician.
  - WGD00177 - M500 In-Car Video System Installation Guide
    - Not required for installation. Available for the installing technician.
  - MN010272A01 - M500 In-Car Video System Basic Service Manual
    - Not required for installation. Available for the installing technician.

Other responsibilities the Motorola-certified installer may be involved in include the installation of cellular routers or Access Points. These activities will only be completed by Motorola if Motorola quotes these services; otherwise, the completion of these services are solely the responsibility of the Customer.



### **Customer Support Services Team**

The Customer Support Services Team will provide on-going support to the Customer following Go-Live and final acceptance of the project.

### **Customer Project Roles and Responsibilities**

Motorola has defined key resources that are critical to this project and must participate in all the activities defined in this SOW. During the Project Planning phase, the Customer will be required to provide names and contact information for the roles listed below. It is critical that these resources are empowered to make decisions based on the Customer's operational and administration needs. The Customer Project Team will be engaged from Project Initiation through Beneficial Use of the system. In the event the Customer is unable to provide the resources identified in this section, Motorola may be able to supplement these resources at an additional cost.

### **Project Manager**

The PM will act as the primary point of contact for the duration of the project. In the event the project involves multiple locations, Motorola will work exclusively with the Customer's primary PM. The PM's responsibilities will include, but are not limited to:

- Communicate and coordinate with other project participants.
- Manage the Customer Project Team including subcontractors and third-party vendors. This includes timely facilitation of tasks and activities.
- Maintain project communications with the Motorola PM.
- Identify tasks required of Customer staff that are outlined in this SOW and the Project Schedule.
- Consolidate all project inquiries from Customer staff to present to Motorola PM.
- Approve a deployment date offered by Motorola.
- Review Project Schedule with the Motorola PM and finalize tasks, dates, and responsibilities.
- Measure and evaluate progress against the Project Schedule.
- Monitor Project to ensure resources are available as required.
- Attend status meetings.
- Provide timely responses to issues related to project progress.
- Liaise and coordinate with other agencies, Customer vendors, contractors, and common carriers.
- Review and administer change control procedures, hardware and software certification, and all related project tasks required to meet the deployment date.
- Ensure Customer vendors' readiness ahead of the deployment date.
- Assign one or more personnel to work with Motorola staff as needed for the duration of the project, including one or more representatives from the IT department.
- Identify a resource with authority to formally acknowledge and approve milestone recognition certificates, as well as, approve and release payments in a timely manner.
- Provide Motorola personnel with access to all Customer facilities where system equipment is to be installed. Temporary identification cards are to be issued to Motorola personnel, if required for access.
- Ensure remote network connectivity and access for Motorola resources.
- Assume responsibility for all fees pertaining to licenses, inspections and any delays associated with inspections due to required permits as applicable to this project.
- Provide reasonable care to prevent equipment exposure from contaminants that may cause damage to the equipment or interruption of service.
- Ensure a safe working environment for Motorola personnel.
- Identify and manage project risks.



- Provide signature(s) of Motorola-provided milestone recognition certificate(s) within ten (10) business days of receipt.

### **IT Support**

IT Support manages the technical efforts and ongoing activities of the Customer's system. IT Support will be responsible for managing Customer provisioning and providing Motorola with the required information for LAN, WAN and client infrastructure.

The IT Support Team responsibilities include but are not limited to:

- Participate in delivery and training activities to understand the software and functionality of the system.
- Participate with Customer Subject Matter Experts (SMEs) during the provisioning process and associated training.
- Authorize global provisioning decisions and be the Point of Contact (POC) for reporting and verifying problems.
- Maintain provisioning.
- Implement changes to Customer infrastructure in support of the proposed system.

### **Video Management Point of Contact (POC)**

If CommandCentral DEMS Standard, CommandCentral DEMS Plus, or VideoManager EL Cloud device license(s) are included in the contract, the Video Manager POC will educate users on digital media policy, participate in Discovery tasks, and complete the Video Management Administration training. The Customer is responsible for its own creation and enforcement of media protection policies and procedures for any digital media created, extracted, or downloaded from the digital evidence management system.

### **Subject Matter Experts (SMEs)**

SMEs are a core group of users involved with the analysis, training and provisioning process, including making decisions on global provisioning. The SMEs should be experienced users in their own respective field (evidence, dispatch, patrol, etc.) and should be empowered by the Customer to make decisions based on provisioning, workflows, and department policies related to the proposed system.

### **Training POC**

The Training POC will act as the course facilitator and is considered the Customer's educational monitor. The Training POC will work with Motorola when policy and procedural questions arise. They will be responsible for developing any agency specific training material(s) and configuring new users on the Motorola Learning eXperience Portal (LXP) system. This role will serve as the first line of support during Go-Live for the Customer's end users.

### **General Customer Responsibilities**

In addition to the Customer responsibilities listed above, the Customer is responsible for the following:

- All Customer-provided equipment, including third-party hardware and software needed for the proposed system but not listed as a Motorola deliverable. Examples include end user workstations, network equipment, connectivity etc.
- Configure, test, and maintain third-party system(s) that will interface with the proposed system.
- Establish an Application Programming Interface (API) for applicable third-party system(s) and provide documentation that describes the integration to the Motorola system (if applicable).



- Coordinate and facilitate communication between Motorola and Customer third-party vendor(s) as required.
- Mitigate the impact of upgrading Customer third-party system(s) that will integrate with the proposed system. Motorola strongly recommends working with the Motorola Project Team to understand the impact of such upgrades prior to taking action.
- Upgrades to Customer's existing system(s) in order to support the proposed system.
- Providing a facility with the required computer and audio-visual equipment for training and work sessions.
- Ability to participate in remote project meetings using Google Meet or a mutually agreed upon Customer-provided remote conferencing tool.

Motorola is not responsible for any delays that arise from Customer's failure to perform the responsibilities outlined in this SOW or delays caused by Customer's third-party vendor(s) or subcontractor(s).

### **NETWORK AND HARDWARE REQUIREMENTS**

The following requirements must be met by the Customer prior to Motorola installing the proposed system:

- Provide network connectivity for the transfer and exchange of data for the proposed system.
- Provide devices such as workstations, tablets, and smartphones with Internet access for system usage. Chrome is the recommended browser for optimal performance.
- Provide and install antivirus software for workstation(s).
- Provide Motorola with administrative rights to Active Directory for the purpose of installation, configuration, and support.
- Provide all environmental conditions such as power, uninterruptible power sources (UPS), HVAC, firewall and network requirements.
- Ensure required traffic is routed through Customer's firewall.

Motorola is not responsible for any costs or delays that arise from Customer's failure to meet network and hardware requirements.



## PROJECT PLANNING

A clear understanding of the needs and expectations of Motorola and the Customer is critical to fostering a collaborative environment of trust and mutual respect. Project Planning requires the gathering of specific information to set clear project expectations and guidelines, as well as lay the foundation for a successful implementation.

### PROJECT PLANNING SESSION

A Project Planning Session will occur after the Contract has been executed. The Project Planning Session is an opportunity for the Motorola and Customer PM to meet before the Project Kickoff Meeting and review key elements of the project and expectations. Depending on the items purchased, the agenda will typically include:

- A high-level review of the following project elements:
  - Quoting/ordering documents
  - A summary of contracted applications and hardware as purchased.
  - Customer's involvement in project activities to confirm understanding of scope and required time commitments.
  - Data Migration questionnaire if migration is included in the Solution
  - The Business Process Review (BPR), used to document system configuration, agency recording, and retention policies
  - A high-level Project Schedule with milestones and dates.
- Confirm CJIS background investigations and fingerprint requirements for Motorola employees and/or subcontractors.
- Determine Customer location for Motorola to ship their equipment for installation.

### Motorola Responsibilities

- Contact the customer to complete the Project Planning Session.
- Request the assignment of Customer Project Team and any additional Customer resources that are instrumental to the project's success.
- Baseline the Project Schedule, if applicable.
- Document mutually agreed upon Project Kickoff Meeting Agenda.

### Customer Responsibilities

- Identify Customer Project Team and any additional Customer resources that are instrumental to the project's success.
- Acknowledge the mutually agreed upon Project Kickoff Meeting Agenda.
- Provide approval to proceed with the Project Kickoff Meeting.

### Motorola Deliverables

- Project Kickoff Meeting Agenda.
- Data Migration Questionnaire (if applicable)
- BPR Workbook



## PROJECT KICKOFF

Motorola will work with the Customer to understand the impact of introducing a new solution and the preparedness needed for a successful implementation.

Note – The IT Questionnaire is completed during the pre-sales process and prior to Contract award. The IT Questionnaire is given to Motorola at the time of offer acceptance. A delay in completing the IT Questionnaire may delay the shipment of equipment. Motorola will not be responsible for any delays associated with or related to the completion of the IT Questionnaire.

### Motorola Responsibilities

- Review Contract documents including project delivery requirements as described in this SOW.
- Discuss the deployment start date and deliver the Deployment Checklist.
- Discuss the equipment inventory process
- Discuss project team participants and their role(s) in the project with fulfilling the obligations of this SOW.
- Review resource requirements.
- Provide the initial Project Schedule
- Discuss Motorola remote system access requirements.
- Review the BPR.
- Complete all necessary documentation (i.e. fingerprints, background checks, card keys, etc.) required for Motorola resources to gain access to Customer facilities.
- Review the LXP training portal.
- Request user information required to establish the Customer in LXP.
- Review and agree on completion criteria and the process for transitioning to support.

### Customer Responsibilities

- Provide feedback and approval on project delivery requirements and schedule.
- Review the Deployment Checklist.
- Review the roles of project participants to identify decision-making authority.
- Validate non-disclosure agreements, approvals, and other related items are complete (if applicable).
- Complete the BPR Workbook within 5 business days after the conclusion of the Project Kickoff for review during the Discovery Teleconference
- Provide all documentation (i.e. fingerprints, background checks, card keys, etc.) required for Motorola resources to gain access to Customer facilities.
- Provide Motorola with names and contact information of the designated LXP Administrator(s).

### Motorola Deliverables

- Project Kickoff Meeting Minutes.
- Deployment Checklist.

## DISCOVERY TELECONFERENCE

During the Discovery Teleconference, Motorola will meet with the Customer to review information documented in the BPR Workbook. The Data Migration Questionnaire will also be reviewed if migration is part of the Solution.



**Motorola Responsibilities**

- Facilitate Discovery Teleconference.
- Confirm Customer-provided configuration inputs.

**Customer Responsibilities**

- Gather and review the information required to complete the BPR Workbook.
- Schedule Customer Project Team and SMEs to attend the Discovery Teleconference. SMEs should be present to weigh in on hardware, software, and network components. Customer attendees should be empowered to convey policies and make modifications to policies as necessary.

**Motorola Deliverables**

- Completed BPR Workbook.



## PROJECT EXECUTION

### HARDWARE PROCUREMENT AND INSTALLATION

Motorola will procure contracted hardware as part of the ordering process. The hardware will be configured with a basic profile in line with the information provided by the IT Questionnaire or Discovery Teleconference for installation and configuration of the system. The Customer is responsible for providing an installation environment that meets manufacturer's specifications for the hardware, which includes but is not limited to:

- Power
- Heating and Cooling
- Network Connectivity
- Access and Security
- Conduit and Cabling

#### Motorola Responsibilities

- Procure contracted equipment and ship to the Customer's designated location.
- Inventory equipment after arrival at Customer location
- Conduct a power-on test to validate that the installed hardware is ready for configuration.
- Verify remote connection to hardware.
- Complete Deployment Checklist which outlines the activities completed during configuration and testing of system hardware.

#### Customer Responsibilities

- Procure Customer-provided equipment and make it available at the installation location.
- Confirm the installation room complies with environmental requirements (i.e. power, uninterruptible power, surge protection, heating/cooling, etc.).
- Provide, install, and maintain antivirus software workstation(s).
- Enable outgoing network connection (external firewall) to Motorola's Cloud Evidence Management System by utilizing the Customer's Internet connection.
- Confirm access to Motorola's Cloud Evidence Management System cloud on Customer-provided workstation(s).

#### Motorola Deliverables

- Contracted Equipment.
- Equipment Inventory

### SVX Configuration as a Remote Speaker Microphone (if applicable)

The Smart Dock(s) will be utilized to manage firmware updates on each SVX. In order for this process to be successfully completed, each Smart Dock must be connected to Motorola's Cloud Evidence Management Solution through the Customer's internet connection.

#### Motorola Responsibilities

- Configure Smart Dock(s) for connectivity to Motorola's Cloud Evidence Management System.



- Verifying the SVX Smart Dock(s) are connected to Motorola's Cloud Evidence Management System through the Customer's network. The Customer is responsible for ensuring Motorola has the correct IP address(es) for configuring the Smart Dock(s), and the Customer's network is operational.
- Verify all slots in each Smart Dock are functional.
- Provide documentation on how to pair the SVX(s) to Motorola APX NEXT and/or APX N70 radio(s) using Secure Near-Field Communications (NFC).

### **Customer Responsibilities**

- Select physical location(s) for Smart Dock(s).
- Provide network information (IP address, gateway, DNS, and subnet mask) to Motorola for each Smart Dock(s).
- Enable Bluetooth, Bluetooth Tones, and Secure NFC Touch Pairing on Motorola APX NEXT and/or APX N70 radio(s).
- Motorola recommends "Power Down Standby Mode (hrs) = 1" to allow the SVX Bluetooth connection to quickly reconnect after power up within the 1-hour timeframe.
- Pair the SVX(s) to Motorola APX NEXT and/or APX N70 radio(s) using Secure NFC.
- Validate functionality of components and solution utilizing the Deployment Checklist.
- Provide Motorola remote connection information and necessary credentials.

### **SVX Configuration as a Body Camera (if applicable)**

If CommandCentral DEMS Standard, CommandCentral DEMS Plus, or VideoManager EL Cloud device license(s) are included in the contract, the Smart Dock(s) will be utilized to configure each SVX as a body camera.

### **Motorola Responsibilities**

- Configure SVX(s) within Motorola's Cloud Evidence Management System.
- Check out SVX(s) and create a test recording.
- Verify video and audio upload to Motorola's Cloud Evidence Management System for up to 25% of purchased SVX(s).
- Provide a demonstration of client software.

### **Customer Responsibilities**

- Validate functionality of components and solution utilizing the Deployment Checklist.
- Provide Motorola remote connection information and necessary credentials.
- The Customer will verify whether the Smart Docks(s) are connected to their network.
- Verify video and audio upload to Motorola's Cloud Evidence Management System for the remainder of purchased SVX(s).

### **V700 Body Camera Configuration (if applicable)**

The Transfer Station(s) will be utilized to configure each V700 body camera according to the Business Process Review. In order for this process to be successfully completed, each Transfer Station must be connected to Motorola's Cloud Evidence Management Solution through the Customer's internet connection.

### **Motorola Responsibilities**

- Configure Transfer Station(s) for connectivity to the digital evidence management system.
- Verify the Transfer Station(s) is configured properly and connected to the network.



- Configure body camera(s) within the digital evidence management system.
- Check out body camera(s) and create a test recording.
- Verify video and audio upload to Motorola's Cloud Evidence Management System for up to 25% of purchased V700(s).
- Verify completion of upload from body-worn camera(s) after it is docked in a Transfer Station or USB dock.
- Install and provide a demonstration of client software as part of the same on-site engagement as Go-Live, unless otherwise outlined in this SOW.

### Customer Responsibilities

- Select physical location(s) for Transfer Station(s).
- Provide and install workstation hardware.
- Complete installation of client software on remaining workstations and mobile devices.
- Validate functionality of components and solution utilizing the Deployment Checklist.
- Provide Motorola remote connection information and necessary credentials.

### In-Car Video System Configuration (if applicable)

The Motorola-certified installer will complete the installation of the in-car video (ICV) system(s) within the Customer-provided vehicle(s). The installer may also be responsible for installing cellular routers or WiFi radios inside the vehicle(s) for wireless upload of video to the Customer's digital evidence management system. These activities will only be completed by Motorola if Motorola quotes these services; otherwise, the completion of these services are solely the responsibility of the Customer.

The Customer vehicles must be available for the FE to complete the configuration and testing of the contractual number of ICVs. If the Customer does not have all vehicles available during the agreed upon date and time, the Customer may opt to sign-off on the number of ICV configurations completed.

If the Customer requires the FE to complete the full contractual number of ICVs at a later date and time, additional cost may be incurred. The following table shows the number of ICVs an FE is contractually obligated to configure and test based on the number of ICVs purchased.

**Table 1: Number of Contractual ICV Configurations**

Number of ICV Purchased	Number of ICV to Test
1	1
2	2
3	3
4	4
5 - 25	5
26 - 50	10
51 - 75	15
76 - 100	20
101 - 150	30



Number of ICV Purchased	Number of ICV to Test
151 - 200	40
201+	20%

Note – The Pricing Page will reflect in-car video installation services by Motorola if Motorola is responsible for the vehicle installations.

### Motorola Responsibilities

- Setup ICV digital video recorder (DVR) configuration.
- Create configuration USB used to complete ICV hardware configuration and validation.
- Travel to the Customer site to conduct configuration and testing of ICVs.
- The FE will verify whether the AP(s) are properly installed and connected to the network for in-car video system WiFi upload (if applicable).
- Complete ICV configuration on a single vehicle, and validate the configuration with the Customer.
- Receive Customer approval to proceed with remaining ICV configurations.
- Complete remaining contracted vehicle configurations.
- Test a subset of completed ICV hardware configurations.

### Motorola-Certified Installer Responsibilities (if applicable)

These activities will only be completed by Motorola if Motorola quotes these services; otherwise, the completion of these services are solely the responsibility of the Customer.

- Complete the installation of ICV hardware in Customer provided vehicles.
- Complete the installation of cellular router and confirm placement of antenna mounting with Customer (if applicable).
- Install Customer-provided SIM card into cellular router and connect cellular router to ICV (if applicable).
- Installation of Access Point(s) (APs) if provided by Motorola for in-car video system WiFi upload (if applicable).

### Customer Responsibilities

- Provide Motorola with remote connection and access credentials to complete ICV hardware configuration.
- Notify Motorola of the vehicle installation location.
- Coordinate and schedule date and time for ICV hardware configuration(s).
- Make ICV hardware available to Motorola for configuration and testing in accordance with the Project Schedule.
- Provide cellular SIM Card for Internet connectivity to the installer at time of vehicle installation (if applicable).
- Install Customer-supplied APs (if applicable).
- Verify APs are properly installed and connected to the network (if applicable).

### Motorola Deliverables

- Complete Functional Validation Plan as it applies to the proposed solution.



NOTE - The Customer is responsible for having all vehicles and devices available for installation per the Project Schedule. All cellular data fees and Internet connectivity charges are the responsibility of the Customer. If a Motorola-certified installer is not used to install the ICV(s), Motorola is not responsible for any errors in hardware installation, performance or delays in the Project Schedule. In the event the Customer takes on the responsibility of installing the ICV(s) through a Motorola-certified installer, Motorola is also not responsible for any errors in hardware installation, performance or delays in the Project Schedule. For ALPR installations, an MDT is required for all vehicles.

### **M500 Automatic License Plate Recognition (ALPR) Configuration (if applicable)**

This section highlights the responsibilities of Motorola and the Customer when an M500 in-car video system interfaces with the VehicleManager database.

#### **Motorola Responsibilities**

- Create a Customer account in the VehicleManager system with user emails.
- Verify the Customer has installed and launched the Vigilant Car Detector Mobile Software per the VehicleManager Quickstart Guide.
- Provide Mobile ALPR - Officer Safety Basic and Advanced Pre-Installation Checklist.
- Provide Agency Manager with Training Materials and Car Detector Mobile MDC software installation guide.
- Advise Agency Manager of different options available to add new users.
- Confirm Agency Manager is aware of registration required for Hotlists.
- Confirm Agency Manager understands how to set up data-sharing.

#### **Customer Responsibilities**

- Identify the Agency Manager.
- Register to receive access to Hotlists.

### **Interview Recording System Configuration (if applicable)**

When installation services are included as part of the contract, the Motorola-certified installer will complete the installation of the Interview Recording System(s) within the Customer-provided location(s).

The Customer location(s) must be available for the Motorola Resource and/or contracted third party to complete the configuration and testing of the contractual number of systems. If the Customer does not have all locations available during the agreed upon date and time, the Customer may opt to sign-off on the number of configurations completed. If the Customer requires the Motorola Resource and/or contracted third party to complete the full contractual number of systems at a later date and time, additional cost may be incurred.

#### **Motorola Responsibilities**

- Create configuration USB used to complete hardware configuration and validation.
- Conduct configuration and testing of system(s).
- Complete configuration on a single system, and validate the configuration with the Customer.
- Receive Customer approval to proceed with remaining configurations.
- Complete remaining contracted system configurations.
- Test a subset of completed hardware configurations.
- When installation services for Motorola-certified installer are in the contract, complete the installation of the Interview Recording System (if applicable).



**Customer Responsibilities**

- When installation services are being provided by the Customer, complete the installation of the Interview Recording System (if applicable).
- Provide Motorola with remote connection and access credentials to complete hardware configuration.
- Notify Motorola of the installation location.
- Coordinate and schedule date and time for hardware configuration(s).
- Make hardware available to Motorola for configuration and testing in accordance with the Project Schedule.

**Motorola Deliverables**

- Complete the Deployment Checklist and testing as it applies to the proposed solution.

**SOFTWARE AND CONFIGURATION****CommandCentral DEMS (if applicable)**

CommandCentral DEMS software is a cloud solution that does not require an onsite server. Section 3.2 does not apply to existing Motorola customers using VideoManager EL Cloud.

**Motorola Responsibilities**

- Use information provided in BPR Workbook to configure CommandCentral DEMS software.
- Based on Customer feedback, perform the following activities:
  - Create users, groups, and setup permissions.
  - Create event categories.
  - Set retention policies.
- Test software using applicable portions of the Functional Validation Plan.
- Use the CommandCentral Admin Portal to provision users, groups, and rules based on Customer Active Directory data.
- Guide the Customer in the configuration of CommandCentral DEMS.
- Ensure training POC can access the system.

**Customer Responsibilities**

- Supply access and credentials to Customer's Active Directory for the purpose of Motorola conducting CommandCentral DEMS provisioning.
- Respond to Motorola's inquiries regarding users, groups, and agency mapping to CommandCentral DEMS.
- Provision policies, procedures, and user permissions.
- Configure evidence as directed by Motorola.
- Verify traffic can be routed through Customer's firewall and reaches end-user workstations.

**DATA MIGRATION SERVICES (IF APPLICABLE\*)**

The Customer is responsible for partitioning data to be converted from Motorola on-premises digital evidence management system, or Customer's Non-Motorola Digital Evidence Management System to Motorola's cloud solution as part of this offer. The Customer will have ten (10) business days to provide feedback after Motorola validates the migrated data. If feedback is not received on or before ten (10) business days, Motorola will assume the migration is complete. \*Data Migration Services may be subject to additional fees.



**Motorola Responsibilities**

- Receive access to Customer video data.
- Perform contracted data migration and validation.

**Customer Responsibilities**

- Provide 24/7 remote access to partitioned data to be migrated.
- Customer hardware or virtualization environment will be the sole responsibility of the Customer to troubleshoot and resolve issues.
- Validate migrated dataset and provide Motorola with feedback within ten (10) business days.

**Completion Criteria**

- A migrated dataset as defined in the Contract.

**Motorola On-Premises Evidence Management System (if applicable)**

Motorola supports data migration of digital assets and associated metadata from our on-premises evidence management systems, Evidence Library 4 and VideoManager EL On-Prem (formally known as Evidence Library 5), to Motorola's cloud solution.

**Motorola Responsibilities**

- Verify compatible platform(s) and upgrade if applicable

**Customer Responsibilities**

- Provide internet connectivity from on-premises server to destination resources

**Non-Motorola Evidence Management System (if applicable)**

Motorola will perform data migration of digital assets and associated metadata from the Customer's Non-Motorola Evidence Management system to the new Motorola Cloud Evidence Management System.

**Motorola Responsibilities**

- Facilitate the method of obtaining and consuming the data
- Review data in the Motorola systems with the customer

**Customer Responsibilities**

- Act as liaison between Motorola and third-party vendor(s) as required to establish connectivity to the Non-Motorola digital evidence management system.
- Provide internet connectivity from on-premises server to destination resources, if applicable.
- Provide API connection to the source, if applicable
- Provide data and metadata information in a readable and consumable format
- Assist with mapping metadata information into Motorola system

**INTEGRATIONS AND THIRD-PARTY INTERFACES (IF APPLICABLE)**

The integration between Motorola's Cloud Evidence Management System and the Customer's third-party system may consist of an iterative series of activities depending on the complexity of accessing the third-party system.



Interfaces will be installed and configured in accordance with the Project Schedule. The Customer is responsible for engaging third-party vendors as required to facilitate connectivity and testing of the interface(s).

**Motorola Responsibilities**

- Develop and configure interface(s) to support the functionality described in the Solution Description.
- Establish and validate connectivity between Motorola and third-party systems.
- Perform functional demonstration to confirm the interface(s) can transmit and receive data to the Customer's digital evidence management system.

**Customer Responsibilities**

- Act as liaison between Motorola and third-party vendor(s) as required to establish connectivity to the third-party system.
- Provide personnel authorized to make changes to the network and third-party systems to support Motorola's integration efforts.
- Provide network connectivity between digital evidence management system and the third-party system(s).
- Provide hardware to run any required interface components for on-prem interfaces when required.
- Provide sample data and information on API, SDKs, data scheme, and any documentation necessary to establish interfaces with all local and remote systems. This information should be provided to the Motorola PM within ten (10) business days of the Interface Engagement Meeting.

NOTE - At the time of initial design, unknown circumstances, requirements or anomalies may present difficulties with interfacing Motorola products to a third-party application. These difficulties could result in a poorly performing or non-functional interface. Providing Motorola with this information early in the deployment process, will potentially allow us to mitigate these issues. If the resolution requires additional third-party integration, application upgrades, APIs, and/or additional software licenses, the Customer is responsible for addressing these issues at their cost. Motorola is not responsible for any delays or costs associated with third-party applications or Customer-provided third-party hardware or software.



## SYSTEM TRAINING

The objective of this section is to prepare for and deliver training. Motorola training consists of computer-based (online) and instructor-led (on-site or remote) depending on what is purchased. Our training delivery methods will vary depending on course content. Training will be delivered in accordance with the Education Plan. As part of our training delivery, Motorola will provide user guides and training materials in an electronic format.

### ONLINE TRAINING

Online training is made available to the Customer through LXP. This subscription service provides customers with unlimited access to our online training content and provides users with the flexibility of learning the content at their own pace. Training content is added and updated on a regular basis to keep information current.

Through LXP, a list of available online training courses, Motorola User Guides, and Training Material are accessible in electronic format.

#### Motorola Responsibilities

- Designate a LXP Administrator to work with the Customer.
- Establish an accessible instance of LXP for the Customer.
- Configure a Customer-specific portal view.
- Organize content to align with Customer's selected technologies.
- Create initial Customer user accounts and a single Primary Administrator account.
- During onboarding, assist the Customer with LXP usage.
- Provide technical support for user account and access issues, LXP functionality, and Motorola managed content.
- Provide instruction to Customer LXP Administrator on building groups.

#### Customer Responsibilities

- Provide user information for the initial creation of accounts.
- Complete LXP Administrator training.
- Ensure network and Internet connectivity for Customer access to LXP.
- Customer's primary LXP Administrator is required to complete the following self-paced training: LXP Introduction (LXP0001), LXP Primary Site Administrator Overview (LXP0002), and LXP Group Administrator Overview (LXP0003).
- Advise users on the availability of training through LXP.
- Ensure users complete LXP training in accordance with the Project Schedule.
- Build groups as needed.

### ON-SITE TRAINING

Instructor-led courses are based on products purchased and the Customer's Education Plan. On-site instructor-led classes will utilize the Customer's hardware and software in order to provide the best training environment. This will allow the Customer to engage in an environment that has been configured and deployed in alignment with this SOW.



**Motorola Responsibilities**

- Deliver User Guides and training materials in an electronic format.
- Perform training in accordance with the Education Plan.
- Provide the Customer with training attendance rosters and summarize any pertinent information that may impact end user training.

**Customer Responsibilities**

- Supply classroom(s) based on the requirements listed in the Education Plan.
- Designate training representatives who will work with the Motorola trainer(s) to deliver the training content.
- Facilitate training of all Customer end users in accordance with the Customer's Education Plan.

**Motorola Deliverables**

- Electronic versions of User Guides and training materials.
- Attendance rosters.



## PROJECT GO-LIVE, CLOSURE, AND HANDOVER TO SUPPORT

Motorola will utilize the Deployment Checklist throughout the deployment process to verify features and functionality are in line with installation and configuration requirements. The Customer will witness the assigned Motorola Resource demonstrating the Deployment Checklist and provide feedback as features and functionality are demonstrated. The Customer is considered Live on the system after the equipment has been installed, configured, and made available for use, and training has been delivered or made available to the Customer.

Upon the conclusion of Go-Live, the project is prepared for closure. Project closure is defined as the completion of tasks and the Customer's receipt of contracted components. The Deployment Checklist serves as the artifact that memorializes a project closure. A System Acceptance Certificate will be provided to the Customer for signature to formally close out the project. The Customer has ten (10) business days to provide Motorola with a signed System Acceptance Certificate. If the Customer does not sign off on this document or provide Motorola written notification rejecting project closure, the project will be deemed closed. Upon project closure, the Customer will engage with Technical Support for on-going needs in accordance with the Customer's specific terms and conditions of support.

### Motorola Responsibilities

- Provide the Customer with Motorola Technical Support engagement process and contact information.
- Provide Technical Support with the contact information of Customer users who are authorized to engage Technical Support.
- Ensure Deployment Checklist is complete.
- Obtain Customer signature on the System Acceptance Certificate.

### Customer Responsibilities

- Within ten (10) business days of receiving the System Acceptance Certificate, provide signatory approval signifying project closure.
- Provide Motorola with the contact information of users who are authorized to engage Motorola's Technical Support.
- Engage Technical Support as needed.

### Motorola Completion Criteria

Provide Customer with survey upon closure of the project.



## ASSUMPTIONS

This SOW is based on the following list of assumptions:

- Motorola's Cloud Evidence Management System must be connected to the Microsoft Entra ID (formally known as Microsoft Azure Active Directory) for user authentication to the application. Microsoft Entra ID can be synchronized with the Customer's on-premises Active Directory using Azure AD Connect. If the Customer is using Microsoft Office 365, Motorola will be able to integrate with this Microsoft Entra ID.
  - If Microsoft Entra ID is not utilized by the Customer, Motorola will provide a free version of Entra ID for user authentication to the application.
- Must be 2003 or later for Microsoft Entra ID integration.
- Upload Speed Requirements for SVX when used as a body camera:
  - 5 Mbps + 3 Mbps per additional device.
    - This assumes it will take 8 hours to upload 5 GB of video on a device.
  - 40-50 Mbps per concurrent uploading device.
    - This assumes video is required to upload within 30-40 minutes with approximately 5 GB to upload.
- Cellular upload of ICVs and BWCs (if applicable) requires an Ethernet connection to an LTE modem in the vehicle.
- If the Customer is supplying their own Access Point for ICV WiFi upload, it must be 5 GHz 802.11n compatible.



**Belco Vehicle Solutions, LLC**  
 1911 Kutzke Road  
 Portage, WI 53901 US  
 +16086350519  
 belcovs@gmail.com  
 belcovehiclesolutions.com



## Estimate

**ADDRESS**

Antigo Police Department  
 840 Clermont St  
 Antigo, WI 534409

**ESTIMATE # 6516**

**DATE 10/08/2025**

ACTIVITY	QTY	COST	AMOUNT
<b>Services</b> Camera system swap, removing old camera system and installing new system	3	650.00	1,950.00
<b>Trip Charge</b> Drive time for onsite installation and removal	1	200.00	200.00
Thank you for your business		TOTAL	<b>\$2,150.00</b>

Accepted By

Accepted Date